

**REPUBLIC OF KENYA**



**BARINGO COUNTY GOVERNMENT**

**DEPARTMENT OF FINANCE AND ECONOMIC PLANNING**

**COUNTY ANNUAL DEVELOPMENT PLAN  
FOR FINANCIAL YEAR 2023-2024**

**AUGUST, 2022**

## TABLE OF CONTENT

TABLE OF CONTENT.....	ii
Abbreviations And Acronyms .....	v
Concepts and Terminologies .....	vi
Foreword.....	viii
Acknowledgements .....	ix
Legal Basis for The County Annual Development Plan (CADP) .....	x
Executive Summary.....	1
CHAPTER ONE.....	3
1.1. Physiographic and Natural Conditions .....	7
1.1.1 Topography.....	7
1.1.2 Poverty Index per Sub-County .....	7
1.3.1. Mineral and Oil potential.....	8
1.1.3 Infrastructure Development .....	8
1.1.4 Information, Communication and Technology.....	9
1.1.5 Energy access (Main sources of energy, electricity coverage, solar, biogas, wind, etc.).....	9
1.1.. Housing Types and Materials .....	9
1.2 Land and Land Use.....	10
1.2.1 Percentage of land with title deeds .....	11
1.2. 2 Labour force.....	11
1.2.3 Irrigation infrastructure and schemes.....	12
1.2.4 Acreage under food and cash crops.....	12
1.2.4 Main storage facilities.....	13
1.2.5 Agricultural extension, training, research, and information services .....	13
1.2.6 Ranching in Baringo County.....	14
1.2.7 Apiculture/Beekeeping .....	14
1.3 Oil and Other Mineral Resources .....	15
1.3.1. Ongoing mining and extraction activities (Quarry, sand harvesting, cement etc.).....	15
1.4 Tourism and Wildlife.....	15
1.4.1. Main tourist attraction, national parks and reserves.....	15
1.4.2. Classified/ major hotels (numbers, bed capacity and distribution by sub-county) .....	16
1.4.3. Main wildlife .....	16
1.4.4. Wild life conservation areas (game parks, reserves, conservancies, game ranches).....	16
1.5 Education, Skills, Literacy and Infrastructure .....	17
1.5.1. Pre- School Education (Early Childhood Development Education).....	17
1.5.2 Special Needs Education ECCDE Centres .....	17
1.6. Non-formal Education.....	17
1.6.1. Youth polytechnics, Vocational Education and Training.....	17
1.7 Sports, Culture and Creative Arts.....	18
1.7.1. Museums, Heritage and Cultural sites.....	18
1.7.2. Talent Academies .....	18
1.7.3. Sports facilities.....	18
1.7.4 Cultural facilities .....	18
1.7.5. Libraries /information documentation centres/ Citizen Service centres .....	18

1.8 Community Organizations/Non-State Actors .....	19
1.8.1. Cooperative Societies.....	19
1.8.2 Community based organizations.....	20
1.8.3 Youth empowerment and social inclusion (Youth empowerment centres) .....	20
1.8.4 Social safety net programmes in the county.....	20
CHAPTER TWO .....	21
2.1 Overview .....	21
2.1.1 Vision 2030 .....	21
2.1.2 The County Integrated Development Plan.....	23
2.1.3 Ending Drought Emergencies Framework.....	23
2.1.4 Kenya Kwanza Manifesto.....	24
2.1.4 Governor’s Manifesto .....	26
2.1.5 County Spatial Plan .....	27
2.1.6 Integrated Urban Development Plan .....	28
2.1.8 Sustainable Development Goals (SDGS).....	28
2.1.10 AU Agenda 2063 Framework.....	28
2.2 Conceptual Framework of CADP.....	30
CHAPTER THREE .....	31
3.1 Introduction.....	31
3.1.1 Revenue Perfomance.....	31
3.1.2 Budget Perfomance .....	31
3.2 Departmental Perfomance Review for the Previuos CADP .....	32
3.2.1 Roads and Infrastructure .....	32
3.2.2 Department of Water and Irrigation .....	39
3.2.3.Department of Environment, Natural Resources, Tourism, Wildlife and Mining.....	51
3.2.4 Agriculture, Livestock and Fisheries Development.....	67
3.2.5 Lands, Housing and Urban Development .....	80
3.2.6 Department of Education .....	85
3.2.7 Social Protection, Culture and Recreation .....	88
3.2.8 Department of Health Services .....	2
2.3.9 Public Administration, Governance and Intergovernmental Relations .....	25
2.3.10 Department of Finance and Economic Planning.....	10
CHAPTER FOUR .....	20
4.1 Energy, Infrastructure and Information, Communications and Technology Sector .....	20
4.2 Environment, Natural Resources & Tourism & Wildlife Sub Sector .....	28
4.3 Agriculture, Rural and Urban Development (ARUD) Sector .....	32
4.4 Department of Lands, Housing and Urban Development.....	33
4.5 General Economic and Commercial Affairs Sector.....	41
4.6 Department of Youth, Gender, Sports, Culture & Social Protection .....	46
4.7 Water and Irrigation Sector.....	64
4.8. Department of Education .....	293
4.9. Health Services .....	297
4.9. Public Administration, Governance and Intergovernmental Relation.....	306
4.10 Finance and Economic Department.....	316
4.11 County Assembly.....	318
CHAPTER FIVE .....	319
5.0Monitoring and Evaluation.....	319

5.1 Institutional Arrangement for the County Monitoring and Evaluation.....320  
5.2 Data Collection, Analysis and Reporting.....321  
5.3 Monitoring and Evaluation Reporting .....322  
ANNEXES.....334  
Annex I: Ward Based Proposed Projects.....334  
Annex II: Memorandum from Special Interests .....348

DRAFT ADP 2023/2024 FY

## Abbreviations And Acronyms

CADP	County Annual Development Plan
CBEF	County Budget and Economic Forum
CDSP	County Development Spatial Plan
CG	County Government
CIDP	County Integrated Development Plan
CIMES	County Integrated Monitoring and Evaluation System
FY	Financial Year
KSH	Kenya Shilling
MTEF	Medium Term Expenditure Framework
MTP	Medium Term Plan
PBB	Programme Based Budget
PFM	Public Finance Management
SDGs	Sustainable Development Goals

## Concepts and Terminologies

**Capital Projects:** Can be defined as a group of related activities that are implemented to achieve a specific output and to address certain public needs. Projects should therefore be based on a comprehensive needs assessment and must have a time frame for completion and realization of the desired results.

**Department:** For the purposes of planning, there shall be ten departments as follows: Environment, Natural Resources, Tourism and Wildlife Conservation; Agriculture, Livestock development and Fisheries; Industry, Commerce, Enterprise and Cooperative Development; Education, Sports and Culture Youth Affairs,; Health Services; Water and Irrigation; Lands, Housing and Urban Development; Devolution, Public Service management and Administration, social services and ICT; Finance and Economic Planning; Transport, Public Works and Infrastructure.

**Flagship/Transformative Projects:** These are projects with high impact in terms of employment creation, increasing county competitiveness, revenue generation etc. They may be derived from Kenya Vision 2030 or County Transformative Agenda.

**Green Economy:** The green economy is defined as an economy that aims at reducing environmental risks and ecological scarcities, and that aims for sustainable development without degrading the environment.

**Indicators:** An indicator is a measure that can be used to monitor or evaluate an intervention. Indicators can be quantitative (derived from measurements associated with the intervention) or qualitative (entailing verbal feedback from beneficiaries).

**Outcome Indicators:** Outcome indicators measure the quantity and quality of the results (change) achieved through the provision of services. An outcome indicator answers the question: “How will we know success when we see it?” Examples: Percentage decrease in child mortality; Increase in productivity for small farmers; Literacy rates in a given primary grade; etc

**Outcomes:** The medium-term results for specific beneficiaries which are the consequence of achieving specific outputs. Outcomes should relate clearly to an institution’s strategic goals and objectives as set out in its plans. Outcomes are “what we wish to achieve”. Outcomes are often further categorized into immediate/direct outcomes and intermediate outcomes.

**Outputs:** These are the final products, goods or services produced for delivery. Outputs may be defined as “what we produce or deliver”.

Performance indicator: a measurement that evaluate the success of an organization or of a particular activity (such as projects, programs, products and other initiatives) in which it engages.

**Programme:** A grouping of similar projects and/or services performed by a Ministry or Department to achieve a specific objective; The Programmes must be mapped to strategic objectives.

**Project:** A project is a set of coordinated activities implemented to meet specific objectives within defined time, cost and performance parameters. Projects aimed at achieving a common goal form a programme.

DRAFT ADP 2023/2024 FY

## Foreword

The development of this County Annual Development Plan (CADP) has been aligned to the requirements of Section 126 of the Public Finance Management Act 2012, and developed in accordance with Article 220(2) of the Constitution. Notably, this CADP is the first policy document for 2023-2024 Financial Year budget calendar and the first plan to be implemented in the Third Generation CIDP for the plan period 2023-2027.

The preparation process of this CADP adopts the Programme Based Budgeting (PBB) approach, where the sector working groups in the County formulate their respective sector budget proposals, policies and programmes with clear outputs, outcomes as well as performance indicators which are related to the achievement of the programme objectives. This annual plan is therefore framed against a broad fiscal policy and reform measures underpinning the budget for the 2022/2023 Financial Year, which outlines expenditure per priority programmes as well as allocation of resources to all sectors of the County economy. The prioritized development policies, programmes and projects contained in this CADP will majorly be financed through the National Government equitable share funds while the budget deficit will be bridged by the County Government and development partners

In preparing this CADP, reference was made to key National and County Government Policy documents that included the Kenya Vision 2030, the SDG's, the National Government development Agenda outlined in the Kenya Kwanza Manifesto, Governor's manifesto, the Medium-Term Plans, the County Integrated Development Plan (CIDP) and the Programme Based Budget (PBB) for FY 2022/2023. Therefore, the input of the CADP and its preparation is a culmination of collaborative efforts that involved stakeholders in both government and outside.

The success in the implementation of this County Annual Development Plan remains a collective responsibility of all the county departments. In this regard, all County Executive Committee members are expected to ensure that prioritized projects and programmes under their departments are implemented to completion and within the contract periods. Additionally, the Economic Planning unit of the Treasury which is vested with the responsibility to prepare and submit timely and accurate monitoring and evaluation reports also are also required to do so to guide decision making during the CADP implementation period.

Conclusively, I take this opportunity to encourage all sectors and sub-sectors to effectively play their role as we implement this CADP with the aim of realizing improved service delivery, wealth and employment creation and enhanced economic growth for the benefit of the people of Baringo.

**Hon. Enock Keston**  
**County Executive Committee Member**  
**Treasury and Economic Planning**

## Acknowledgements

The development of this County Annual Development Plan (CADP) was made possible by the contribution of the many people who in one way or the other participated in the preparation process.

First and foremost, we acknowledge and appreciate the support of the County leadership led by the Governor, H. E Hon. Benjamin Cheboi for providing leadership and strategic direction during the entire CADP preparation process and going forward to the implementation phase of the CADP.

Special thanks go to our valued development partners and stakeholders for their technical and/or financial support during the CADP preparation process. Kindly, accept our appreciation. We look forward to deepening the partnerships as we progress to the implementation phase of the CADP.

Thanks also go to all the members of the public who participated during the public participation hearings of this CADP. We affirm that your inputs have enriched this document across all sectors.

And to our able CECM for Finance & Economic Planning Hon, Enock Keston, please accept appreciation for the support you accorded the secretariat and the technical officers who worked tirelessly to prepare this CADP document. Your co-ordination and guidance through the entire process strengthened the officers' commitment and team spirit.

Lastly, to all the members of the secretariat, you did not disappoint, congratulations and thank you for a job well done. Keep up the good job.



**William Kurere**  
**Chief Officer– Economic Planning**

## Legal Basis for The County Annual Development Plan (CADP)

The County Development Plan is prepared in compliance with section 126 of the Public Finance Management (PFM) Act, 2012. The following is the excerpt of this section of the law.

### **Public Finance Management Act, 2012.**

126. (1) Every county government shall prepare a development plan in accordance with Article 220(2) of the Constitution, that includes—

(a) strategic priorities for the medium term that reflect the county government's priorities and plans;

(b) a description of how the county government is responding to changes in the financial and economic environment;

(c) Programmes to be delivered with details for each programme of-

(i) the strategic priorities to which the programme will contribute;

(ii) the services or goods to be provided;

(iii) measurable indicators of performance where feasible; and (iv) the budget allocated to the programme;

(d) payments to be made on behalf of the county government, including details of any grants, benefits and subsidies that are to be paid;

(e) a description of significant capital developments; (f) a detailed description of proposals with respect to the development of physical, intellectual, human and other resources of the county, including measurable indicators where those are feasible;

(g) a summary budget in the format required by regulations; and

(h) Such other matter as may be required by the Constitution or this Act.

(2) The County Executive Committee member responsible for planning shall prepare the development plan in accordance with the format prescribed by regulations.

(3) The County Executive Committee member responsible for planning shall, not later than the 1<sup>st</sup> September in each year, submit the development plan to the county assembly for its approval, and send a copy to the Commission on Revenue Allocation and the National Treasury

(4) The County Executive Committee member responsible for planning shall publish and publicize the annual development plan within seven days after its submission to the county assembly.

## **Executive Summary**

This County Annual Development Plan (CADP) for the Financial Year (FY) 2023/24 is the first policy document to be implemented in the third-generation County Integrated Development Plan (CIDP) for the plan period 2023-20227. In preparing this CADP, a lot of consideration was drawn from the challenges experienced and the lessons learnt during the development and implementation of the previous CADP (2021/2022) and also from the Mid Term Review of the second -generation CIDP (2018-2022).

The key priorities outlined in this CADP is aligned to the three pillars of the Vision 2030, the National Government Development Agenda outlined in the Kenya Kwanza Manifesto, the Governors Manifesto and international commitments such as the Sustainable Development Goals (SDG's) and others development plans. The CADP also reflect the Citizens participation as it constitutes their prioritized programmes and projects obtained during public participation forums

The First chapter outlines the overview of the county, key statistics with a focus on sustainable development. The chapter provides the County's demographics and key statistics.

The Second Chapter demonstrates the Linkages between the CADP with the other development plans and Cross cutting issues to be mainstreamed in the CADP Programmes and Projecs: Issues proposed for mainstreaming include the gender, youth & persons living with disability, Climate Change and environmental concerns, Disaster Risk Management, Social protection amongst others.

The Third chapter presents a review of the implementation of the previous CADP (2021/2012) with specific focus on the sector performance. It highlights the baseline info, the planned targets and the actual performance. The chapter also states the challenges experienced during the implmenation of the previous CADP, the lessons learnt and provides recommendations and way forward.

The Fourth chapter identifies key interventions and propose programmes and projects to be implemented in the plan period 2023/2024 FY. These interventions are categorized into three pillars namely: Economic pillar; Social pillar and Political pillar. The Economic Pillar constitutes of Agriculture, Livestock and Fisheries, Trade, Tourism, Industry and Cooperatives, Lands, mining and physical planning, Rural and Urban Development, Energy, Infrastructure and ICT and General Economic Commercial Affairs sectors. The main interventions in the Pillar include: Development of agricultural value chains such as Dairy and Meat development; Crop value chain development; Strengthening cooperatives; Establishing incubation centres; Tourism development; Planning of market and towns; Land titling; Transport and urban infrastructure development; and Housing development.

The Social Pillar constitutes the following sectors; Health, Education, Social Protection, culture and recreation, Water, irrigation and Environment s. The following key interventions are addressed in the pillar; completion of projects, increasing water harvesting, water resource management, establishment of sewerage system, adoption of climate change adaptation and resilience building, enhancing capacity of early childhood education institutions and increasing access to Technical Institutions, equipping health facilities, ensuring affordable quality health care for all and enhancing support to vulnerable groups.

The Political Pillar has strategic interventions on entrenching governance and service delivery mechanisms including participation and civic education development. The sector will also develop County Government human resource and county legislation.

Chapter Five outlines the County monitoring and evaluation framework whose role is to ensure that actual implementation will be in line with policies and plans. Measurable indicators have been identified to facilitate tracking implementation of this Plan.

# CHAPTER ONE

---

## 1.0 County General Information

---

### Introduction

This chapter gives background information on the socio-economic and infrastructural information that have a bearing on the development of the county. The chapter provides description of the county in terms of the location, size, physiographic and natural conditions, demographic profiles as well as the administrative and political units. In addition, it provides information on infrastructure and access; land and land use; community organizations/non-state actors; crop, livestock and fish production; forestry, environment and climate change; mining; tourism; employment and other sources of income; water and sanitation; health access and nutrition; education and literacy; trade; energy; housing; transport and communication; community development and social welfare.

### County Overview

Baringo is one of the 47 counties in Kenya. Baringo County is situated in the Rift Valley Region located between longitudes 35 30' and 36 30' East and between latitudes 0 10' South and 1 40' and shares borders with 8 counties namely, West Pokot to the Northwest, Turkana to the North, Samburu to the North East, Laikipia to the East, Nakuru to the South, Kericho and Uasin-Gishu Counties to the South West, and Elgeyo-Marakwet to the West. The County is divided into 7 Sub-Counties, namely Baringo South, Mogotio, Eldama Ravine, Baringo Central, Baringo North and Tiaty West and Tiaty East. The County has 30 Electoral Wards. The County Government Act established the Village Administrative Units as the lowest administrative units in the Counties but are yet to be created in Baringo County.

The County occupies an area of 11,015 square kilometers of which 165 sq km is covered by surface water- Lake Baringo, Lake Bogoria and Lake Kamnarok. The County of Baringo is inhabited by a total of 666,763 persons composed of 336,322(50.4%) male and 330,428(49.6%) females, with 13 intersex, distributed across the sub-counties as; Baringo Central 96,949, Baringo North 104,869, Tiaty West 79,921, Koibatek 129,533, Marigat 90,952, Mogotio 91,102 and Tiaty East 73,424 (KNBS 2019).

**Table 1.1: Showing County Area and Electoral Units in Baringo County**

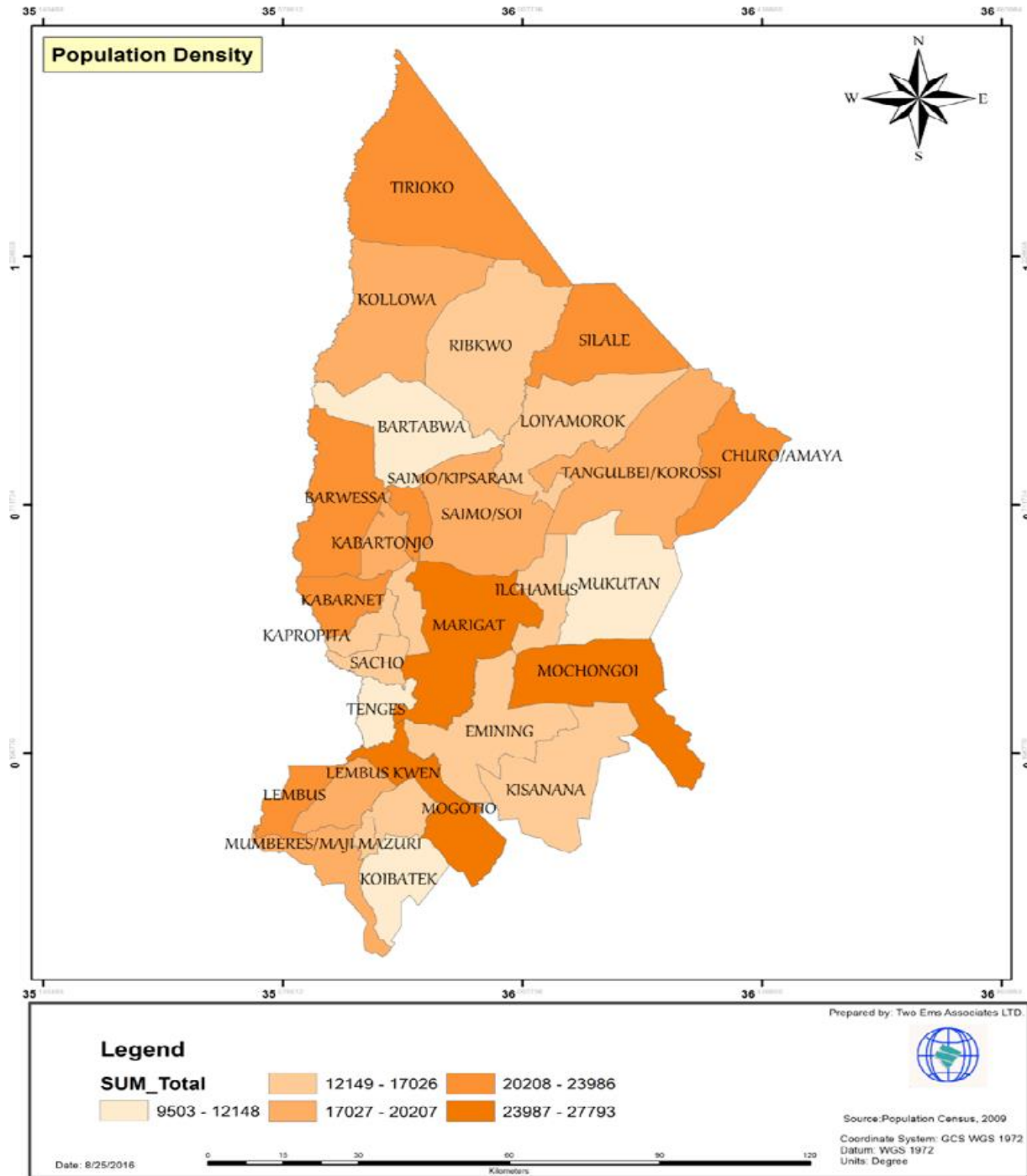
Sub-County	Area KM sq	Electoral Wards
Baringo South	1,678.0	4

Mogotio	1,314.6	3
Eldama Ravine	1,002.5	6
Baringo Central	799.9	5
Baringo North	1,703.5	5
Tiaty	4,516.8	7
<b>Total</b>	<b>11,015.0</b>	<b>30</b>

*Source: KNBS, Baringo 2013*

The main ethnic communities inhabiting Baringo County are the Tugen, Pokot and Ilchamus with minority groups such as the Endorois, Nubians, Ogiek, Kikuyu and Turkana.

**Figure 1.1: Map of County wards and Density Range**



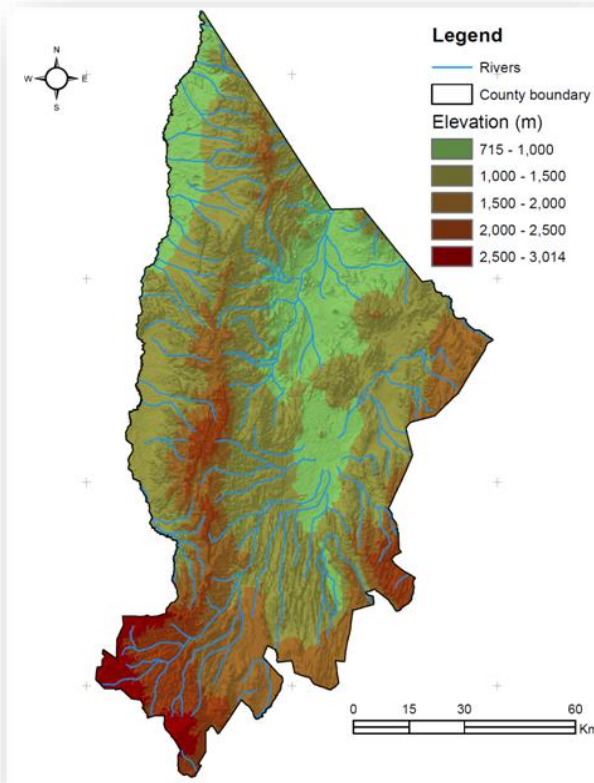
Source: Prepared by Two Ems Associates, 2016

**Table 1.2: Electoral wards and Area by Sub- County and Ward**

<b>Sub County</b>	<b>Area In Km Sq</b>	<b>Electoral Wards</b>	<b>Area In Km Sq</b>
Baringo North	1703.50	Barweza	475.5
		SaimoKipsaraman	85.60
		SaimoSoi	542
		Kabartonjo	126.70
		Bartabwa	473.50
Tiaty	4540.48	Tirioko	1102.68
		Kolowa	752.55
		Ribkwo	871.49
		Silale	335.36
		Tangulbei	591.25
		Loiyamorock	597.80
		Churoamaya	289.35
Mogotio	1303.87	Mogotio	287.53
		Emining	529.21
		Kisanana	487.13
Baringo south	1985.11	Mukutani	534.90
		Marigat	682.71
		Ilchamus	180.70
		Mochongoi	586.80
'Eldama ravine	953.82	Lembus	142.89
		Ravine	33.55
		Lembuskwen	178.01
		Koibatek	254.37
		Lembusperkera	130.20
		Mumberes/majimazuri	214.80
Baringo Central	588.52	Kabarnet	165.68
		Sacho	105.98
		Tenges	123.94
		Kapropita	96.35
		Ewalelchapchap	96.57

## 1.1. Physiographic and Natural Conditions

### 1.1.1 Topography



**Figure 1.2: Elevation and rivers in Baringo (Source: ILRI Data)**

The County is rich with diverse topographical features from highlands to low lands. One of the prominent features is the Kerio Valley, which is situated on the western part of the county. In the eastern part of the county near Lake Baringo and Bogoria is the Lobo Plain covered mainly by the lathstring salt-impregnated silts and deposits. The Tugen Hills form a conspicuous topographic feature in the county. The trend of the hills is north-south and mainly consists of volcanic rocks. The hills have steep slopes with prominent gullies. On the eastern and western parts of the hills are escarpments. Rivers on the hills flow in very deep gorges.

The county is divided into four livelihood zones namely; Pastoral, Agro-pastoral irrigated cropping and Mixed farming. By population proportion, the mixed farming livelihood zone accounts for 43%, the pastoral zone 31%, the agro-pastoral zone 22%, and the Irrigated zone 4%.

### 1.1.2 Poverty Index per Sub-County

**Table 1.3: Poverty Index per Sub-County**

Constituency	Headcount Index: Percent of Individuals below Poverty Line	Poverty Gap as Percent of	Severity of Poverty as Percent of Poverty Line	Contribution to National Poverty (%)	Sub-County Ranking by Contribution to National Poverty

		Poverty Line			
Tiaty	72.9	16	4.4	0.566	30
Baringo North	59.5	14.4	4.5	0.326	136
Baringo Central	47	10.4	3.2	0.217	224
Baringo South	51.7	11.5	3.5	0.244	206
Mogotio	43.7	8.5	2.3	0.154	274
Eldama Ravine	29	5	1.3	0.178	255

*Source: KNBS 2014*

### 1.3.1. Mineral and Oil potential

A few valuable minerals have been discovered in the county. Opal has been mined at Isanda near Perkerra. Fluorspar deposits have been cited in the basement and volcanic rocks of Tiaty Hills and North Baringo (Kaborion) while carbon dioxide has been extracted from several boreholes in the southern part of the county. In recent times, quarrying has gained prominence in the county, especially in Marigat Ward where building stones, sand and ballast are being exploited. There are also abandoned ruby mines at Sandai location near Lake Bogoria.

The county has a potential of ruby, diatomite, manganese and fluorspar mining though the quantity of deposits is yet to be established. Exploration will need to be carried out so as to establish the quantity of these mineral deposits. Quarrying is generally done for building stones, ballast, sand, laterite (murrum) and other building and construction rock material. The proceeds from the sale of minerals in Baringo County have not been quantified, as the small-scale mining activities are not structured.

Tullow Oil Company has set base at the county, Block 12A, to explore oil and if it is exploited, it will be shared between Baringo and Elgeyo-Marakwet counties. Government-owned Geothermal Development Company has also started drilling geothermal energy at Silale area in Tiaty. Baringo County also has carbon dioxide deposits at Esageri, Mogotio Sub-County.

### 1.1.3 Infrastructure Development

#### Roads

A modern and well-maintained physical infrastructure is a key catalyst to economic growth and poverty reduction. The county does not have a good road network. It has a total 5,943.92km of road with Class B, D, E, G, R and U having 66.4km, 339.22km, 1810km, 46.85km, 1,538.08km, and 2043.37km respectively. The roads are mainly earth and mixed type. These roads are usually impassable during the rainy season. This impedes market access for farm produce which is the main source of livelihood for majority of the residents. There are four airstrips in the county and no airport, ports or jetties. 21 mapped airstrips and airfields. Most of these airstrips and airfields

are undeveloped with only Kabarnet airstrip having a tarmacked runaway. There is need to invest in the improvement of these aviation facilities in the county. There are several helipads in all the sub-counties though not officially gazzeted. All landings are at the discretion of the pilots. These include school playfields, forest glades, bare hilltops and open grasslands.

Baringo County is endowed with many wide spread tourist attraction sites across the County with accessibility challenges.

**Table 1.8: Roads Coverage by Type & Distance**

Type of Road	KM		
	2013	2014	2017
Earth	995.17	1,639.97	3,125
Murram	2,141.10	2,197.30	2,396.30
Bitumen	339.22	343.22	422.62
<b>Total</b>	<b>3,475.49</b>	<b>4,180.49</b>	<b>5,943.92</b>

*Source: Kenya Urban Roads Authority, Kenya Rural Roads Authority, Baringo County, 2018*

#### **1.1.4 Information, Communication and Technology**

The Postal Corporation of Kenya and other registered courier operators currently provide mail and parcel delivery services in rural and urban areas with nine post offices in various urban areas across the county. Most of the fixed telephone lines provided by Telkom Kenya in the county have been vandalized. However, there is mobile telephone coverage in various parts of the county in varying degrees. Generally, the county has an average mobile coverage of 45 per cent, which is very low. The County has an operational Huduma Centre located at Kabarnet Town. Comparatively, the County has about 15.1% of its population owning Television sets ranked number 29 out of 47 counties in Kenya against a national average of 28%.

#### **1.1.5 Energy access (Main sources of energy, electricity coverage, solar, biogas, wind, etc.)**

Electricity connections in the county are just above 9.6% of the County Population compared to 22.7% average for the Country population. This situation is rapidly changing as the County in collaboration with the National Government invests more resources in power generation, transmission, and distribution through its last mile programme. The County is still below the national averages in the renewable improved energy sources.

#### **1.1. Housing Types and Materials**

##### **Floor material**

In Baringo County, 47.2% of homes are constructed by use of earth/sand floor, 15.4 % have dung floors, 32.8 cement/concrete floors and 2.5% has tile floors. (KNBS 2019).

### **Roof material**

Corrugated iron sheets are commonly used the county at 74.3% and grass thatched houses 22.3%. Other roofing materials are mu/dung and concrete each at 1%. Eldama Ravine Sub County has most of the houses with corrugated roofs at 93.8% while Tiaty has the highest number of homes with grass roofs at 75.2%. (KNBS 2019).

### **Wall material**

The most common material used in the county is mud/Cowdung at 36.5%, Iron sheets only at 18%, Timber walls at 18.8%, concrete blocks 7.3% while 5.5% made of stone and cement materials. (Source: KNBS 2019).

### **Informal Settlements**

Informal settlements in urban areas are settlements that have no legal ownership of land they occupy and the buildings do not comply with planning and building standards.

Informal settlements in Baringo County include Bondeni in Eldama Ravine, Bondeni and Kaptimbor in Kabarnet, Kivumbini and Kampi Turkana in Marigat and Katorong'ot in Mogotio sub counties.

There is need for the county government to coordinate all slum upgrading projects in the county. The county government should facilitate the regularization of slums and informal settlements, towards providing sustainable housing solutions.

## **1.2 Land and Land Use**

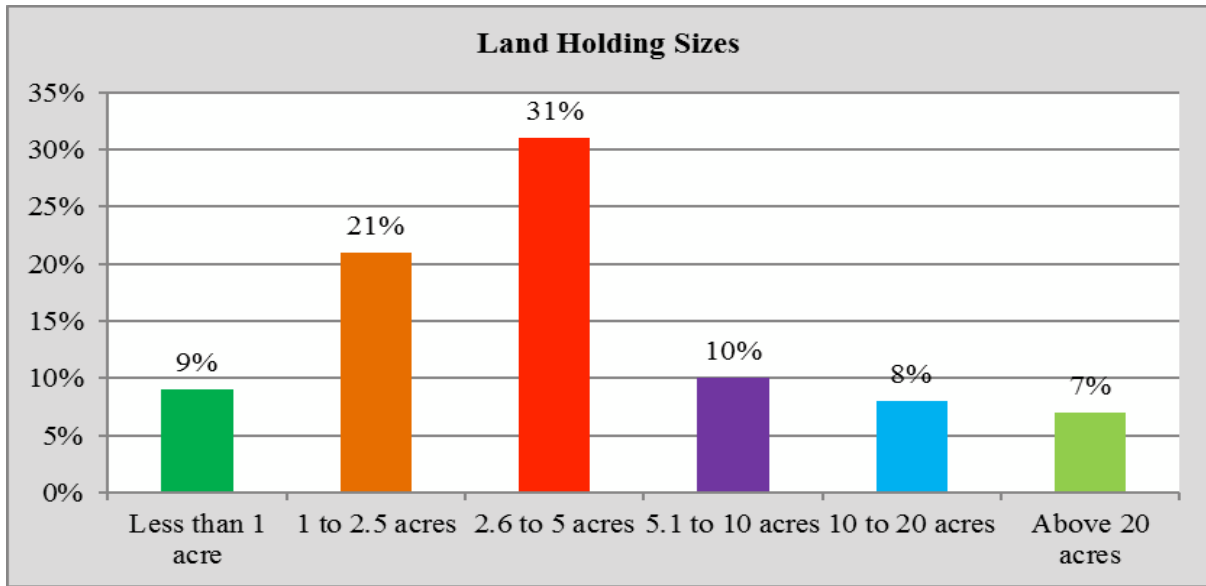
### **1.2.1. Introduction**

Baringo County with a total land area of 11,015 square kilometres, has total arable land of 4, 435, total non-arable land of 5, 700 and total urban area land of 715 square kilomtres of Land. The Draft Baringo Land Policy aims at increasing public land by obligating a surrender of 10% of land for public use whenever any subdivision of group ranches into individual parcels is being done, or 4% of land where land over 2.5 acres is being subdivided into smaller units.

### **1.2.2. Mean holding size**

The average farm size is 2.5 ha. Landholding in the county varies from one sub-county to another. Whereas landholding in the southern part of the county, that is, Koibatek Sub-County, averages 2.5ha and demarcated with title deeds, land is still communal and managed by the community in the northern part, that is, the Tiaty, Baringo North and Baringo south Sub-Counties.

**Figure 1.3 Land Holding**



*Source: Field Survey, 2016, County Spatial Plan*

### **1.2.1 Percentage of land with title deeds**

In Baringo County, three main types of land tenure exist: Leasehold, freehold, communal land. Most land in Baringo County is under trust and is owned by the community. The main land ownership documentation includes title deeds (47%) and letters of allotment (23%) and the remaining (30%) held Occupation Licenses, Letter of offer, Certificate of Ownership, Scheme Cards and Certificate of lease as ownership documentation.

About 45 per cent of land is demarcated and owners issued with title deeds with Eldama Ravine, Mogotio and Baringo Central sub counties have the higher numbers of title deeds issuance compared to Baringo North, Marigat and Tiaty sub counties.

### **1.2. 2 Labour force**

According to 2019 KPHC Analytical report, the population within the age brackets 15 – 64 years which forms the County’s labour force represents 51 per cent of the total population as indicated below. A total of 567,970 persons, 85 percent of the entire county population above the age of 5 years were enumerated as the county’s labour force by activity. 47 percent were enumerated as persons outside the labour force and are economically inactive and includes: full-time students, home makers, the retired, incapacitated persons and those who are either too young or too old to work, thus remain highly dependent.

**Table 1.9: Distribution of Population Age 5 years and above by Activity Status, Broad Age Groups and County**

Broad Age Groups/County	Total	Working	Seeking Work/ No Work Available	Persons outside the Labour Force <sup>1</sup>	Not Stated
5 – 14	200,603	33,289	-	167,302	12
15 – 17	52,610	9,685	1,630	41,293	2
18 – 24	89,419	45,237	8,182	35,995	5
25 – 34	86,059	66,535	10,104	9,410	10
35 – 64	113,679	97,729	7,919	8,022	9
65 +	25,599	21,028	769	3,798	4
Not Stated	1	-	-	-	1
<b>Total</b>	<b>567,970</b>	<b>273,503</b>	<b>28,604</b>	<b>265,820</b>	<b>43</b>

### 1.2.3 Irrigation infrastructure and schemes

Horticultural crops in the County are: Fruits which include Banana, mango, avocado, oranges, lemons, passion fruits, pawpaw, water melons, guavas, tree tomato, custard apple, apples, plums, pears, and peaches; Nuts and Oils include macadamia nuts and ground nuts; Vegetables grown in the County include cabbage, kales, tomato, carrots, French beans, spinach, garden peas, snow pea, snap peas, potato, eggplant, bell pepper/sweet paper, pumpkin fruit, pumpkin leaves, butter nut, leaf amaranth, African nightshade, spider plant and cowpeas and Medicinal and Aromatic Plants (MAPs) including Bulb onion, Spring onion, Chilies and Aloe.

The Cereal crops grown in the county are: Maize, Wheat, Rice, Sorghum, Finger millet, Pearl millet, Oats, Grain amaranth.

Maize and beans are mainly grown in the highlands while sorghum and finger millet are grown in the lowlands. There is need to put incentives in agriculture like subsidized farm inputs to encourage more people into farming to reduce incidences of food shortage.

Coffee is also grown in some parts Baringo north, Baringo central. Investors have shown interest in this crop and its production is expected to increase by double digits since the county for the last 3 years has been subsidizing coffee seedlings to farmers.

### 1.2.4 Acreage under food and cash crops

*Table Area cropped, production and Values for Various crops 2017 - 2019*

Crop S/No.	Year 2017			Year 2018			Year 2019		
	Area (Ha)	Yield (Ton)	Value (Kshs)	Area (Ha)	Yield (Ton)	Value (Kshs)	Area (Ha)	Yield (Ton)	Value (Kshs)

(Ton  
)

Cereals									
Maize	3585 8	66,94 1	1,974,540, 218	41,09 8	6948 5	1,294,889,31 1	38,97 1	89,47 4	2,505,272,0 00
Sorghu m	1,150	2,103	70,157,680	838	966	35,059,960	578	804	32,327,000
Finger Millet	5462	4406	378,849,50 0	1398	2625	117,608,000	232 2	2720	144,532,200
Legumes									
Beans	1416 2	29,70 8,082	513,800,00 0	17,90 8	16,21 8	963,998,700	172 20	18,42 7	1,624,349,0 62
Cow Pea	149	110	9,151,000	198	106	6,622,440	272	236	26,994,409
Green Grams	687	547	44,270,000	206	139	11,606,600	384	359	48,226,300

*Source: Annual Food Crops Report, Baringo County, 2019*

#### **1.2.4 Main storage facilities**

A high percentage of agricultural produce is for subsistence purposes. The county is also served by the National Cereals and Produce Board, which has four depots in the county that are located in Eldama Ravine, Marigat, Kimalel and Kabarnet. There are only 7 coffee cooperatives spread across coffee growing zones. The only functioning coffee cooperatives; one in Kituro and another in Kapkawa, Macadamia cooperative in Kabarnet and Maize cooperative in Marigat (seed maize production and rice production). There is an inactive cotton cooperative.

#### **1.2.5 Agricultural extension, training, research, and information services**

Extension personnel have the task of bringing scientific knowledge to farm families in the farms and homes. The object of the task is to improve the efficiency of agriculture. County extension services or system assists farm people, through educational procedures, in improving farming methods and techniques, increasing production efficiency and income, bettering their standard of living and lifting social and educational standards.

County Extension Services involves the conscious use of communication of information to help people form sound opinions and make good decisions. Agricultural Extension: Assistance to farmers help them identify and analyze their production problems and become aware of the opportunities for improvement. It is also a professional communication intervention deployed by

County institutions i.e ATC to induce change in voluntary behaviors with a presumed public or collective utility.

The essence of agricultural extension is to facilitate interplay and nurture synergies within a total information system involving agricultural research, agricultural education and a vast complex of information-providing businesses.

Agricultural Training Collage at Eldama Ravine provides an opportunity in application of scientific research and new knowledge to agricultural practices through farmer education. The field of 'extension' now encompasses a wider range of communication and learning activities organized for rural people by educators in agriculture, agricultural marketing and value addition.

Agricultural and machinery services agency based in Marigat provides new farming technologies to the farmers and provides subsidized equipment as part of farm input strategy in the sub sector. Veterinary sub sector has also invested heavily in extension services to improve the animal husbandry in the county and add value and income to the sector. Kenya Agricultural, Livestock Research Organization (KALRO) and Egerton University have set bases in the county to assist in research and development in agricultural sector in order to improve farmer incomes and develop resilience in the arid areas.

### **1.2.6 Ranching in Baringo County**

The group ranches in the Lake Baringo Basin were under adjudication and registration between 1968 and 1982 when the Kenya Livestock Development project phase I and II was functional. This project ended in 1982 when the Group Ranches were still under the process of adjudication and registration. Many of the group ranches that were proposed for adjudication and registration have yet to be fully registered. Those whose adjudication and registration have been completed have not had any ranch development carried out by the members nor have there been any donor to help finance the ranch developments. This situation has led to members of some of the group ranches demanding for subdivision of their ranches into individual holdings as indicated above. The group ranches neighboring urban centers are being encroached by the expanding towns. There is a total 75,383 hectares of land under registered group ranches members totaling to 6,098 members. About 1700 members of the group ranches have been given go ahead to subdivide.

### **1.2.7 Apiculture/Beekeeping**

Baringo County beehive population stands at 136,684 log hives, 18,164 KTBH and 2,480 Langstroth (Baringo county livestock statistics, 2019). Approximately 90% of the honey produced comes from the traditional log hive.

The current annual honey production is 859.5MT which is 10% of the potential and has potential to grow to reach 9000MT if more modern apiculture technologies are introduced.

Unstructured marketing system, inadequate value addition on the products, competition from imported honey, poor quality honey due to inadequate quality control services, use of inappropriate bee equipment and rampant use of pesticides threaten the development of apiculture industry. Demand for honey is far above the supply worldwide and Baringo County

has the opportunity of benefitting from that gap.

Currently, there is rudimental and uncontrolled honey processing in the county through small cooperatives such as Rachemo and Kapkuikui among others. There is need for the development of a well-structured processing facility that can diversify honey processing into various honey products such as honey, propolis, beeswax, bee pollen, bee venom, bee brood and royal jelly.

### 1.3 Oil and Other Mineral Resources

#### 1.3.1. Ongoing mining and extraction activities (Quarry, sand harvesting, cement etc.)

The county Department of Environment, Natural Resource, Energy and Mining has been mandated to do head count and Assessment of County Quarries and mineral base. Current extraction activities captured by the county are as in the table below;

Table 1.11: Mining and Extraction Activities per sub County

<i>Number</i>	<i>Baringo Central</i>	<i>Baringo North</i>	<i>Baringo South</i>	<i>Eldama Ravine</i>	<i>Mogotio</i>	<i>Tiaty</i>
<i>Stones</i>	14	7	5	20	7	8
<i>Ballast</i>	0	3	2	1	0	1
<i>Minerals</i>	0	0	2	0	0	1
<i>Murram</i>	0	2	1	0	1	1
<i>Sand</i>	2	-	1	-	-	2

Source: County Department of Environment, Mining and Natural Resources, 2018

### 1.4 Tourism and Wildlife

#### 1.4.1. Main tourist attraction, national parks and reserves

The bubbling waters, hot springs, gushing geysers, flamingoes and ostriches are among the major attractions in Lake Bogoria and Kapedo hot springs. Other wildlife includes tortoises, large aquatic and terrestrial game. There is also huge potential for private/community conservancies as well as cultural and agro-eco-tourism tourism. Baringo County boasts of high-class tourist resort centers, among them Lake Bogoria Spa Resort and Papyrus Inn hotels.

Some forests in Tugen Hills, Laikipia escarpment and Eldama Ravine have beautiful sceneries that attract regular visitors. Apart from being good catchment areas for birds, wildlife, picnics and eco-tourism, forests encourage soil conservation through terracing, vegetable growing and beekeeping. Lake Baringo has 13 islands and viewpoints that provide magnificent views of the lake. The largest island being Ol-kokwe, with Samatian being small but with breathtaking views across the bronze waters of Lake Baringo.

Other interesting tourist locations in the lake are Soi Safari Lodge, Lake Baringo Club as well as Reptile Park, which is one of the largest reptile parks in the Rift Valley. Another one is Ruko Wildlife Conservancy that scenic attractions ranging from wildlife to cultural villages.

Korossi volcano, which rises 1,449m above sea level, offers an ideal spot for watching birds such as bat hawks and majestic verreauxs eagle. Kabarnet National Museum and Kipsaraman

Community Museum are located on top of Tugen Hills. The two museums form unique tourist sites with varied attractions and house traditional Kalenjin artifacts, which include musical instruments, storage equipment, furniture and ornamental decorations. At Eldama Ravine, there are the Kursalal falls, a stunning waterfall within Lembus forests.

#### 1.4.2. Classified/ major hotels (numbers, bed capacity and distribution by sub-county)

*Table 1.12: Hotels, Bed Capacity, Room Capacity by Sub-County, 2013-2014*

Sub-County	No. of Hotels		Bed Capacity		Room Capacity	
	2013	2014	2013	2014	2013	2014
Mogotio	0	0	0	0	0	0
Koibatek	2	2	55	90	42	66
Baringo Central	2	2	94	94	47	47
Baringo North	2	2	173	186	89	86
Marigat	4	4	260	232	65	111
East Pokot	0	0	0	0	0	0
<b>Total</b>	<b>10</b>	<b>10</b>		602		310
<i>Source: KNBS, 2015 CSA</i>						

#### 1.4.3. Main wildlife

Baringo County has Lake Bogoria National Game Reserve, which is 107km<sup>2</sup>. The acacia woodlands in the national game reserve is home to many wild animals, among them rare kudus, antelopes, zebras, leopards, cheetahs, hyenas, mongoose, monkeys, baboons and jackals. There are more than two million lesser flamingoes and 350 bird species, especially along the shores of the Lake Bogoria.

Lake Baringo has 450 bird species such as pale and dark phase gabar goshawk, paradise flycatcher, African fish eagles, marabou stocks, shikra and white-faced scops owl, hemphrick's hornbill (along the cliffs), the African darter and occasionally the African skimmer. Apart from birds, visitors have the opportunity to view crocodiles, hippopotamus, the imposing Laikipia escarpment as well as the dramatic Tugen Hills.

Lake Baringo Snake Park has snake species such as the black mamba, puff adder, boom slang and spiting cobra. Other reptiles in the park are monitor lizards, crocodiles, tortoises and harmless stripes bellied sand snakes

#### 1.4.4. Wild life conservation areas (game parks, reserves, conservancies, game ranches)

Baringo County has the following game parks reserves, conservancies and game ranches

Protected areas are Lake Bogoria national park, Lake Baringo conservation area, Lake Kamnarok national reserve,

Conservancies include; Ruko in Tiaty, Kaptuya in Tiaty, Ngenyin in Baringo South, Morop/Tarambus in Baringo central, Kimwochoch in Sacho and Kiborit in Eldama ravine among

others

The major attractions in these conservation areas include wildlife, birds, geysers and hot springs, flora and fauna, landscape and great view points among others.

## **1.5 Education, Skills, Literacy and Infrastructure**

### **1.5.1. Pre- School Education (Early Childhood Development Education)**

The county has 1012 functional public ECDE with an enrolment of 47,409 pupils. there are 60 upcoming ECDE centers. These ECDE impart knowledge skill, values as stipulated in education curriculum. Baringo county government has employed 1772 ECDE teachers and 9 ECDE coordinators, who are in charge of department activities in the sub counties. the county has 331 special needs children in ECCDE out of this 174 are male and 157 are females, there are 12 ECCDE teachers in the county (MoE 2017). The department have established a college which trained ECDE teachers and act as resource development center for both human and material department. The trained teachers acquire knowledge, values and skills which are valuable for employment in various centers as well as self-employment in private ECDE centers.

### **1.5.2 Special Needs Education ECCDE Centres**

The county government has put in place a number of mechanisms to ensure a good education foundation for children with special needs. A number of programmes exist but there is still need for teachers with specialized training in various categories of disabilities to be employed.

The special schools are distributed as follows in the sub-counties: Baringo Central 7 schools, Baringo North 5 schools, East Pokot 3 schools, Marigat 7 schools, Mogotio 5 schools, Koibatek 7 schools. The total enrolment for special needs education is 2080 of which 850 are girls and 1230 boys.

## **1.6. Non-formal Education**

### **1.6.1. Youth polytechnics, Vocational Education and Training**

The county has 13 functional Youth Polytechnics with an enrolment of 1,520 trainees and 5 upcoming Youth Polytechnics. These polytechnics impart artisan skills which are valuable for employment in various sectors as well as self-employment. The following are the courses which are currently on offer in our Youth polytechnics: Food processing Technology, Modern methods of Agriculture (Agribusiness),Metal processing Technology, electrical and Electronics Technology, Motor Vehicle Technology, Building Technology, Refrigeration and Air Conditioning Technology, Appropriate Carpentry and joinery, Information Communication Technology, Leather Work Technology, Fashion Design and Garment Making Technology, Hair dressing and Beauty therapy and General Education Subjects: communication skills, entrepreneurship, life skills and ICT studies.

## **1.7 Sports, Culture and Creative Arts**

### **1.7.1. Museums, Heritage and Cultural sites**

The county has a number of cultural sites with historical significance to the communities. There are two major museums managed by National Museums of Kenya and members of the community; Kabarnet Museums (National Museums of Kenya) and Kipsaraman Community Museum. Other than museums there are cultural centres managed by the county government and the community; Kimalel cultural centre, Lembus cultural centre, Turuturu, kapluk cultural centre, Tugen cultural centre, Meisori cultural centre and Tangelbei cultural centre.

There are also various tourists' attraction cultural sites across the county; Benongoi in Sirwa location, Chemususu forest which need to be protected and profiled to meet touristic standards.

### **1.7.2. Talent Academies**

The county has two talents development centres, Torongo and Talai which are still under development. The youth engaging in athletics have been using the centres as holiday training camps. The facilities are situated in sites with conducive altitude thus the need to develop and make them more conducive for training.

### **1.7.3. Sports facilities**

Baringo sports facilities are still far from reaching the required international standards. The county has rehabilitated temporary playing fields in sub-counties located in public primary and secondary schools which are still insufficient for other sporting activities. The Kabarnet and Eldama Ravine modern stadiums are still under construction are expected to meet most of the sporting needs within and outside the county once they will be complete.

### **1.7.4 Cultural facilities**

The county is developing a player's theatre at the county headquarters and one cultural centre in Kimalel. These facilities will help cultural groups with spaces to store and showcase their cultural products.

### **1.7.5. Libraries /information documentation centres/ Citizen Service centres**

There are three main operational libraries in the county; Kabarnet national library, Kenya School of Government and Polkadot library. The existing libraries are concentrated in Baringo central sub-county calling for special consideration to the other 5 sub-counties.

### **1.7.6. Registered traditional herbalists and medicine-men**

The cultural sub- sector has the sole responsibility of registering cultural groups. There over 1000 herbalist in the county but registered are 212 in the whole county. Traditional herbalists and medicine men have not been able to acquire certification due to lack of clarity on proper procedures and requirements from the ministry of health.

## 1.8 Community Organizations/Non-State Actors

### 1.8.1. Cooperative Societies

The table below presents the types and status of registered cooperative societies in Baringo.

**Table 1.13: Types and status of cooperatives societies in Baringo**

Type of Society	Total Registered	Status		Membership		Share Capital	Turnover Gross
		Active	Dormant	Active	Dormant		
Urban Saccos	41	28	13	55,101	47,950	2,384,569,738	697,369,710
Dairy	29	17	12	18,278	10,103	20,623,869	398,200,200
Cereals and produce	3	3	0	656	656	6,581,000	148,000,000
Irrigation	1	1	0	73	73	30,500	31,000,000
Coffee	25	20	5	4,890	3,653	7,228,810	20,731,338
Ranching, Livestock Marketing	3	3	0	452	452	2,665,000	4,800,000
Bee Keeping and Honey Marketing	4	3	1	458	458	130,000	920,000
Fisheries	1	1	0	146	146	190,000	370,000
Rural Saccos	5	2	3	28,189	12,884	440,985,194	22,000
Others	74	35	0	685	2,000	9,000,000	838,195
<b>TOTAL S</b>	<b>186</b>	<b>113</b>	<b>34</b>	<b>108,928</b>	<b>77,375</b>	<b>2,872,004,111</b>	<b>1,302,251,443</b>

Source: Department of cooperatives. Baringo county government

### **1.8.2 Community based organizations**

There are a total of 3,322 registered community based organization in the county. These organizations are involved in various activities ranging from community health, small and micro enterprises, human rights, advocacy and small-scale farming.

### **1.8.3 Youth empowerment and social inclusion (Youth empowerment centres)**

The youth are and will remain a significant share of Kenya's population for the foreseeable future. Developing and implementing strategies policies to mitigate the risks and challenges they face must be a priority to the country. To ensure that youth inclusion is realized in county development agenda, the county has brought on board youth with disability, youth out of school, female and male unemployed youth through deliberate programs envisaged to address issues around; health, unemployment, leisure and recreation, environmental conservation, drugs and crime, leadership and participation.

### **1.8.4 Social safety net programmes in the county**

Currently, the Baringo's social protection sector has focused on the following social protection priority areas; Complementary social protection, income security, *social health protection*, and *shock-responsive* social protection.

These interventions include:

Under social assistance the county has embraced, benefitted and complemented National Government cash transfers for vulnerable groups that is; the OVC, PWDs, elderly and chronically food-insecure households -. Under the cash transfer for the vulnerable group, a total of 4,500 Households are supported with 5000 per month per HH. Further the DRM in collaboration with WFP programme a total of 120 Households are supported with 4,000/- per month for a 4 month period to bounce back from flooding effects support facilitated by DRM in partnership with NCKK (All this programmes ,include OVC, elderly ,widow and PWDs).

## CHAPTER TWO

---

### Linkages with the Vision 2030 and Other Plans

---

#### **2.1 Overview**

The chapter describes linkages of the County Annual Development Plan 2023/2024 with other development plans. These plans include the Kenya Development Blue Print, Vision 2030, the 4<sup>th</sup> Medium Term Plan 2023-2027, the County Integrated Development Plan, Sector Plan, Ending Drought Emergencies framework, the National Government Development Agenda as outlined in the Kenya Kwanza Manifesto, the Governors' Manifesto and Policies and Strategies. Other development plans linked to the CADP include international commitments made by the government including Sustainable Development Goals (SDGs) and African Union Agenda 2063.

#### **2.1.1 Vision 2030**

Kenya Vision 2030 is the country's development blueprint covering the period 2008 to 2030. The blue print aims to transform Kenya into a newly industrialized middle-income country providing a high-quality life to all its citizens by the year 2030. The Vision is based on three pillars: Economic, Social and Political.

The Economic Pillar aims to achieve an average economic growth rate of 10 per cent per annum and sustaining the same until 2030 through tourism, Agriculture, Wholesale and retail trade, Manufacturing, IT enabled services (previously known as business process off-shoring) and financial Services.

The Social Pillar seeks to engender just, cohesive and equitable social development in a clean and secure environment. The objective of the Pillar is investing in the people of Kenya in order to improve the quality of life by targeting a cross-section of human and social welfare projects and programmes in education and training, health, environment, housing and urbanization, gender, children and social development, youth and sports.

The political pillar aims to realize an issue-based, people-centered, result-oriented and accountable democratic system in Kenya. The pillar is anchored on transformation of Kenya's political governance across five strategic areas; The rule of law – the Kenya Constitution, Electoral and political processes, Democracy and public service delivery, Transparency and accountability, Security, peace building and conflict management

In developing this CADP, deliberate effort has been put to align programmes and sub-programmes to the priority areas outlined in the Vision 2030 and the MTP IV (2033-2027).

**Table 2.1 ADP Programmes aligned to the Vision 2030 pillars**

Vision 2030 Pillar	County ADP Programmes/projects
Social Pillar	<p>Scholarship program</p> <p>Training of Artisans (polytechnics/vocational colleges) TVET infrastructure and equipment,</p> <p>Construction of model ECDE</p> <p>Construction and equipping of model level 4 hospitals</p> <p>Health care subsidies for social health protection</p> <p>Revitalize Community Health Centres to promote preventive health care (as opposed to curative intervention)</p> <p>Health Insurance Scheme</p> <p>Provision of Universal Health Care</p> <p>Construction and Equipping of County isolation Centre</p> <p>Rural and Urban water supply, Water harvesting and storage programme</p> <p>Rehabilitation and expansion of the irrigation schemes</p> <p>Gender Mainstreaming, Women’s Empowerment</p> <p>Empowerment centre in each sub county</p> <p>Build and Rehabilitate Sports Stadia</p> <p>The Construction of Arts and Culture Centre</p>
Political Pillar	<p>Constitution and Legal Reforms, Leadership, Ethics and Integrity, National Cohesion and Integration, Legal Aid and Awareness, Strengthening the Criminal Justice System, Judicial Transformation, Implementation of the Bill of Rights, Political and Economic Governance, Judicial Transformation, Democracy and Public Participation Parliament/County Assembly</p>
Economic Pillar	<p>Marketing</p> <p>Value-addition programmes for agricultural/livestock/fish products</p> <p>input-cost-reduction programmes</p> <p>Irrigated agriculture</p> <p>Creation of Disease free-zones</p> <p>Implementation of the 24-Hour Economy initiative, Establishment of County housing database, Development and implementation of urban safety &amp; Emergency, Social Infrastructure &amp; Quality of life,</p> <p>Urban Planning &amp; Environmental management</p> <p>Establishment of Micro Small Medium Enterprise (MSME)</p> <p>Centers of Excellence (COEs)</p> <p>Establish and implement Credit Schemes for the Youth and Women; Establish Business Information Centres (BICs),</p> <p>Attract investments along the value chain, Implement the Public Private Partnership Act (2013),</p>

Vision 2030 Pillar	County ADP Programmes/projects
	Adoption of cluster development approach to programmes/projects (e.g. NOREB, and the Cooperation for Peace and Development Initiatives ) Development and institutionalization of capacity building and training programmes on technology Development of SME and Industrial Parks Collaborations for Skills Development and enhancement of local expertise in petroleum exploration and production, Development of the LAPSSET corridor.

**2.1.2 The County Integrated Development Plan**

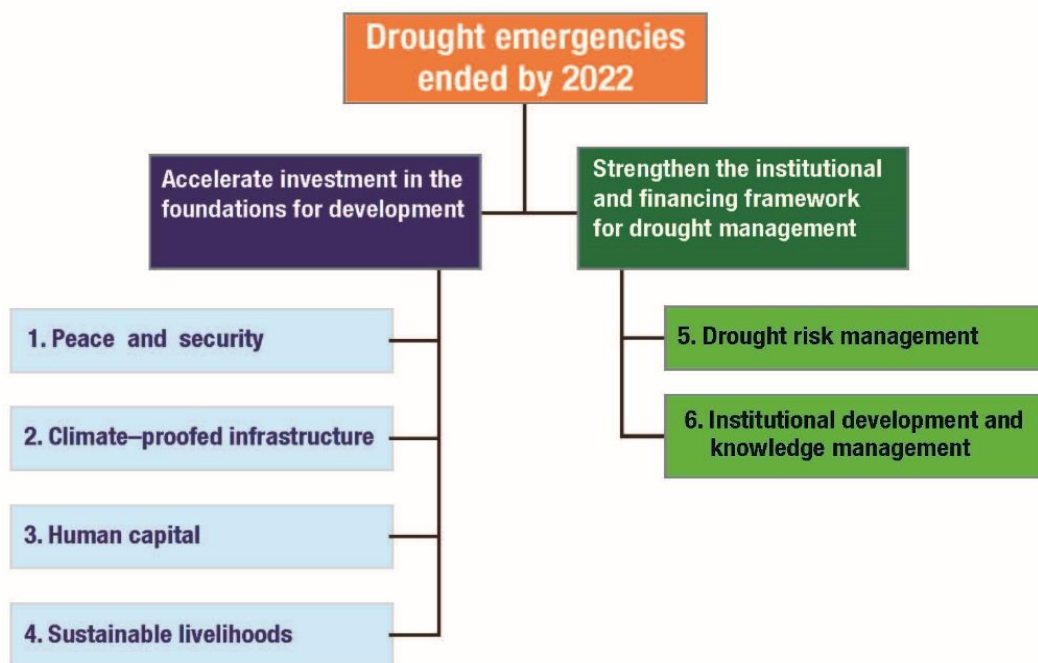
The plan underscores the need to undertake programs and policies that enhances the County’s capacity to realize the national agenda of being competitive, industrialized, and middle-income economy with a sustained GDP growth of 10 percent per annum by the year 2030. The CIDP pillars have been translated into the ADP programmes and sub-programmes for all sectors.

**2.1.3 Ending Drought Emergencies Framework**

The EDE in the Third Medium Term Plan is guided by Kenya’s Vision 2030 which is the country’s long-term development strategy that seeks to transform Kenya into a newly industrialized middle-income country providing a high quality of life to all citizens by 2030.

The EDE strategy affirms the government’s commitment to end the worst of the suffering caused by drought by 2022. Kenya positioned EDE as one of the ‘foundations for national transformation’ and a sector plan within the Kenya’s vision 2030 Medium Term Plans (MTP). EDE is a shared responsibility of the national and county governments, and this was possible through a Common Program Framework (CPF) for EDE that was developed and launched in November 2015. The CPF sets out priorities for each of the six pillars.

*Fig 2.1: EDE framework*



Implementation of the ADP 2023/202 programmes/sub programmes in Baringo County has been aligned to the EDE common programming framework and are being implemented by specific sectors. The Public Administration and Governance sector is set to address three pillars namely, Peace and Security, Drought Risk Management and Institutional Development and Knowledge management. While the Energy, infrastructure and ICT sector on the other hand is responsible for the implementation of the climate –proofed infrastructure. Education and Health Sectors both implement the Human Capital pillar and the sector of Agriculture, rural and urban development implement the Sustainable livelihoods pillar.

#### 2.1.4 Kenya Kwanza Manifesto

To start with, the President made a raft of commitments while seeking election to his first term as the fifth president of the Republic of Kenya and the third under the dispensation of the Constitution of Kenya, 2010. The president, through the Kenya Kwanza Manifesto outlined the following development agenda for the people of Kenya:

- Creation of 1.3 million jobs every year and work with county governments to establish at least one industry in every county;
- Establish a government sponsored apprenticeship programme of up to 12 months for all university and TVET graduates;
- Double the number of vulnerable citizens supported through the cash transfer programme (Inua Jamii) from 700,000 to 1,400,000. This will include all citizens above the age of 70; in addition, all citizens above the age of 70 will obtain health insurance cover through the NHIF;
- Facilitate mass housing production of at least 500,000 affordable homes in 5 years across the country by working in partnership with financial institutions, private developers, manufacturers of building materials and cooperatives to deliver houses faster and reduce the cost of construction by at least 50%;

- Expand free maternity care to include government funded NHIF cover for every expectant mother for one year;
- To expand food and agricultural production, double the fertilizer subsidy initiative, reducing the cost to farmers to less than Ksh 1,500. Expand the programme to include all crops with a resultant increase in production and support the expansion and capacity of local fertilizer manufacture;
- Complete the 57-large-scale dam construction programme, support small-holder agricultural irrigation and work with the private sector to enhance food and agricultural production on at least 1.2 million acres; and
- Make government more transparent and accountable through the digitization of all government procurement; expand and deliver e-government services through the growing network of Huduma Centre.

The county through the implementation of this CADP aims to contribute towards the achievement of the Kenya Kwanza Manifesto this will be done through the implementation of various programmes that include:

- i. Establishment of a modern Abattoir, a Milk processing plant and a coffee milling plant which will promote industrial growth for wealth and employment creation.
- ii. Establishment of Business incubation centers to give a competitive edge to the youth in business development.
- iii. Technical and Vocational Education Trainings will receive more attention through equipping and expansion of the existing colleges to cater for youth skills development in the county.
- iv. Facilitate housing program the county will continue with its spatial plans to make towns livable and encourage investors to invest in the industry and collaborate with the National Government in establishing affordable housing for its citizens.

- v. Implementation of the Universal Health Care initiative and expansion of health care services is key to the county’s agenda and more focus will be on preventive than curative services. The county will continue equipping the existing health facilities as well as putting new strategies in expanding preventive services to far to reach areas. NHIF services will be expanded to cover more citizens and bring services closer to the people.
- vi. Through the department of ICT and E-government in partnership with other partners, the county will invest in ICT infrastructure in digitize its operations and improve service delivery.

### 2.1.4 Governor’s Manifesto

The election of His Excellency Governor Benjamin Cheboi in August 2022 general elections was premised on a clear manifesto which formed his pledges to the people of Baringo. The manifesto forms an important county development blueprint for the next 5 years and in this case, informed the prioritization of programmes and projects in this ADP.

Table 2.2: 7-Pillar manifesto of Baringo County Governor:

<b>Manifesto Pillar</b>	<b>Brief Description of provisions of Pillar</b>
<b>Roads and Infrastructure</b>	The Governor envisages providing key functional infrastructure to support socio-economic development
<b>Education</b>	Governor’s vision is to ensure that our children and youth get access to quality, relevant and affordable education that would make them competitive players in the county, national and global economy
<b>Food Security and Poverty reduction</b>	Food security and poverty reduction to be achieved through prudent utilization of land and natural resources for production and employment creation
<b>Water</b>	The ‘ <i>maji, water, bei</i> ’ has become a clarion call synonymous with Governor Kiptis. Its intention is to increase sustainable access to clean and affordable water to the residents of Baringo. ‘ <i>We will be leveraging on new - boreholes and small dams including large dams from national government and existing infrastructures such as Kirandich and Chemususu Dams that have not been exploited fully. We also plan to increase access of sewerage services in Kabarnet Town</i> ’
<b>Health and Environment</b>	The Governor intends to enhance access to quality health and a clean environment for living in Baringo County. ‘ <i>We will invest in modern equipment and personnel</i> ’
<b>Tourism, Trade, Peace and Security</b>	It is the desire of the Governor to transform Baringo a destination of choice for living, trade and investment, and tourism. In so doing, we will end the exodus of our professionals and business people to the neighbouring counties
<b>Governance and Social wellbeing</b>	The Governor’s commitment is to uphold integrity, diligence, social justice, efficient and equitable utilization of county funds and resources.

### Sector Plans

Baringo county government prepared 10-year Sectoral Plans in compliance with section 109 of the CGA, 2012; this also inputs into the CADP and vice versa. Sectoral Plans contain programmes which are intended to spur development in the county. The 2021/2022 ADP programmes/projects have been aligned to the sector plans in all sectors.

**Table 2.3: County Sectors and Priority Interventions**

Sector	Priority Interventions
<b>Agriculture, Rural &amp; Urban Development</b>	<ul style="list-style-type: none"> <li>Transform agricultural technology</li> <li>Establish an accessible market information system</li> <li>Develop and operationalize an effective risk management system</li> <li>Targeted investment to enhance competitiveness</li> <li>Establish urban planning committee</li> <li>Develop urban infrastructure, facilities and services</li> </ul>
<b>Health</b>	<ul style="list-style-type: none"> <li>Promote access to quality, affordable healthcare</li> <li>Deliver preventive healthcare services</li> <li>Efficient data collection, analysis and dissemination of health information</li> </ul>
<b>Education</b>	<ul style="list-style-type: none"> <li>Facilitate quality, affordable and accessible basic education</li> <li>Development of skills through vocational training</li> <li>Coordination and support of education programmes</li> </ul>
<b>General Economic and Commercial Affairs</b>	<ul style="list-style-type: none"> <li>Develop and exploit tourism potential</li> <li>Promote an enabling environment to facilitate growth in trade, commerce and enterprise development</li> <li>Good governance and effective management of cooperatives</li> <li>Profile labour and provide linkages for optimal employment</li> </ul>
<b>Public Administration and Governance</b>	<ul style="list-style-type: none"> <li>Transform public service for effective coordination and management of county development agenda</li> <li>Strengthen communication systems between county government and its stakeholders</li> <li>Promote compliance with policies, laws and regulations</li> <li>Promote public engagement in the development process</li> <li>Strengthen policy formulation, research and development</li> <li>Integrate disaster response and management in the development process</li> <li>Strengthen economic planning and public finance management</li> </ul>
<b>Social Protection, Culture and Recreation</b>	<ul style="list-style-type: none"> <li>Youth and gender mainstreaming in development</li> <li>Promotion of culture and preservation of cultural heritage</li> <li>Development of sports</li> <li>Protection of vulnerable groups and enhancement of social safety nets</li> </ul>
<b>Energy, Infrastructure &amp; ICT</b>	<ul style="list-style-type: none"> <li>Develop urban and rural road infrastructure for improved social and economic integration</li> <li>Promote compliance in development of public infrastructure and civil works</li> <li>Improve access to stable, reliable and affordable energy</li> <li>Develop ICT infrastructure, capacity and software application systems</li> </ul>
<b>Environmental protection, Water and Natural resources</b>	<ul style="list-style-type: none"> <li>Increase access to clean and safe water</li> <li>Exploit natural resources in a sustainable manner</li> <li>Conserve and protect environment</li> </ul>

### 2.1.5 County Spatial Plan

County planning is expressly provided for in both the Constitution of Kenya 2010 (CoK 2010), County Governments Act (CGA), 2012, Public Finance Management Act, 2012 among other legislative provisions. CoK 2010 includes county planning as a devolved function under Fourth Schedule. This responsibility is made clearer by the County Governments Act, 2012 which obligates each county government to prepare a 10-year GIS-based County Spatial Development Plan (CSDP).

The CSDP is a broad framework for organizing and distributing population and activities to achieve both the national and county development objectives. It also serves the purpose of enabling the county government to strengthen the coordination of sectoral projects and programmes to mitigate duplication of efforts and waste of scarce resources.

The CDSP, in line with the National Spatial Plan is expected to deliver:

- a. a framework for functional human settlements;
- b. a framework for enhancement of agricultural productivity;
- c. a framework for planning and management of natural resources and the environment;
- d. a framework for infrastructure provision;
- e. a framework for industrial and commercial development; and
- f. enhancement of good governance

### **2.1.6 Integrated Urban Development Plan**

The basis for preparing the integrated urban development plan is based on County Government act, 2012 and urban areas and cities Act, 2011. It sums up an urban plan as a broad framework for organizing and distributing population and activities in the urban area to achieve both national and county development objectives.

Baringo County has two towns namely; Kabarnet and Eldama Ravine. Kabarnet Integrated urban development plan has been done. The GIS based IUDP for Kabarnet town is intended to help achieve the Kenya vision 2030 which is aimed at transforming Kenya into a newly industrialized, middle-income country providing high quality of life to all its citizens in a clean, secure and sustainable environment. The ADP programmes have been linked to the integrated urban development plan.

### **2.1.8 Sustainable Development Goals (SDGS)**

Sustainable Development Goals are set of 17 goals for the world's future, through 2030. It is a plan of action for people, planet and prosperity. Backed up by a set of 169 detailed targets and was negotiated over a two-year period at the United Nations. We must achieve them all. These Goals apply to *every* nation ... and every sector. Cities, businesses, schools, organizations, *all* are challenged to act. Its targets exhibit the scale and determination of new universal Agenda. While recognizing that the Goals are all inter-connected, in a system and that we cannot aim to achieve just one Goal, Baringo County government will play a critical role in the achievement of SDGs through integrating the SDGs into the sector programmes, provision of requisite resources and measuring of the indicators. It is worth noting that achieving these Goals involves making very big, fundamental changes in how we live on Earth. 16 out of 17 goals are relevant to Baringo county sector priorities and this ADP has adequately covered the 16 goals through prioritizing programmes linked to the SDG's.

### **2.1.10 AU Agenda 2063 Framework**

The Malabo AU summit, June 2014, adopted Agenda 2063 Framework and agreed on actions to strengthen the sustainable management of African resources and accelerate industrialization and agricultural transformation and development. It agreed to provide the big push and propel growth and transformation through fast tracking the implementation of programmes identified by Agenda 2063 as having strong backward, forward and lateral linkages to the economies.

The Executive Council mandated the AU Commission to continue to explore and prepare concrete actions in the implementation of these fast-track programmes and initiatives. The goals provided below shall be achieved through the alignment of the ADP programmes /projects to the AU Agenda 2063 Framework priority areas.

These priority areas are:

***A high standard of living, quality of life and well-being for all citizens.***

**Priorities:** Incomes, jobs and decent work, Poverty, inequality and hunger, Social security and protection, including persons with disabilities, Modern, affordable and liveable habitats and quality basic services

***Well educated citizens and skills revolution underpinned by science, technology and innovation.***

**Priorities:** Education and science, technology and innovation (STI) driven skills revolution

***Healthy and well-nourished citizens***

**Priority:** Health and nutrition

***Transformed economies***

**Priorities:** Sustainable and inclusive economic growth, STI driven manufacturing, industrialization and value addition, Economic diversification and resilience

***Modern agriculture for increased productivity and production***

**Priority:** Agricultural productivity and production

***Blue/ocean economy for accelerated economic growth***

**Priorities:** Marine resources and energy

***Environmentally sustainable and climate resilient economies and communities***

**Priorities:** Bio-diversity, conservation and Sustainable natural resource management, Water security, Climate resilience and natural disasters preparedness

***Democratic values, practices, universal principles of human rights, justice and the rule of law entrenched.***

**Priorities:** Democracy and good governance, Human rights, justice and the rule of law

***Capable institutions and transformative leadership in place***

**Priorities:** Institutions and leadership, Participatory development and local governance.

***Peace, security and stability is preserved***

**Priorities:** Maintenance and preservation of peace and security

***Full gender equality in all spheres of life***

**Priorities:** Women and girls' empowerment, Violence and discrimination against women and girls

***Engaged and empowered youth and children.***

**Priority:** Youth empowerment and children's rights

## 2.2 Conceptual Framework of CADP

Arising from the situational analysis and the linkages discussed in earlier sections of this Chapter, this section provides conceptualization of the main issues which will provide the overall thrust to be followed up in next chapters of the Plan.

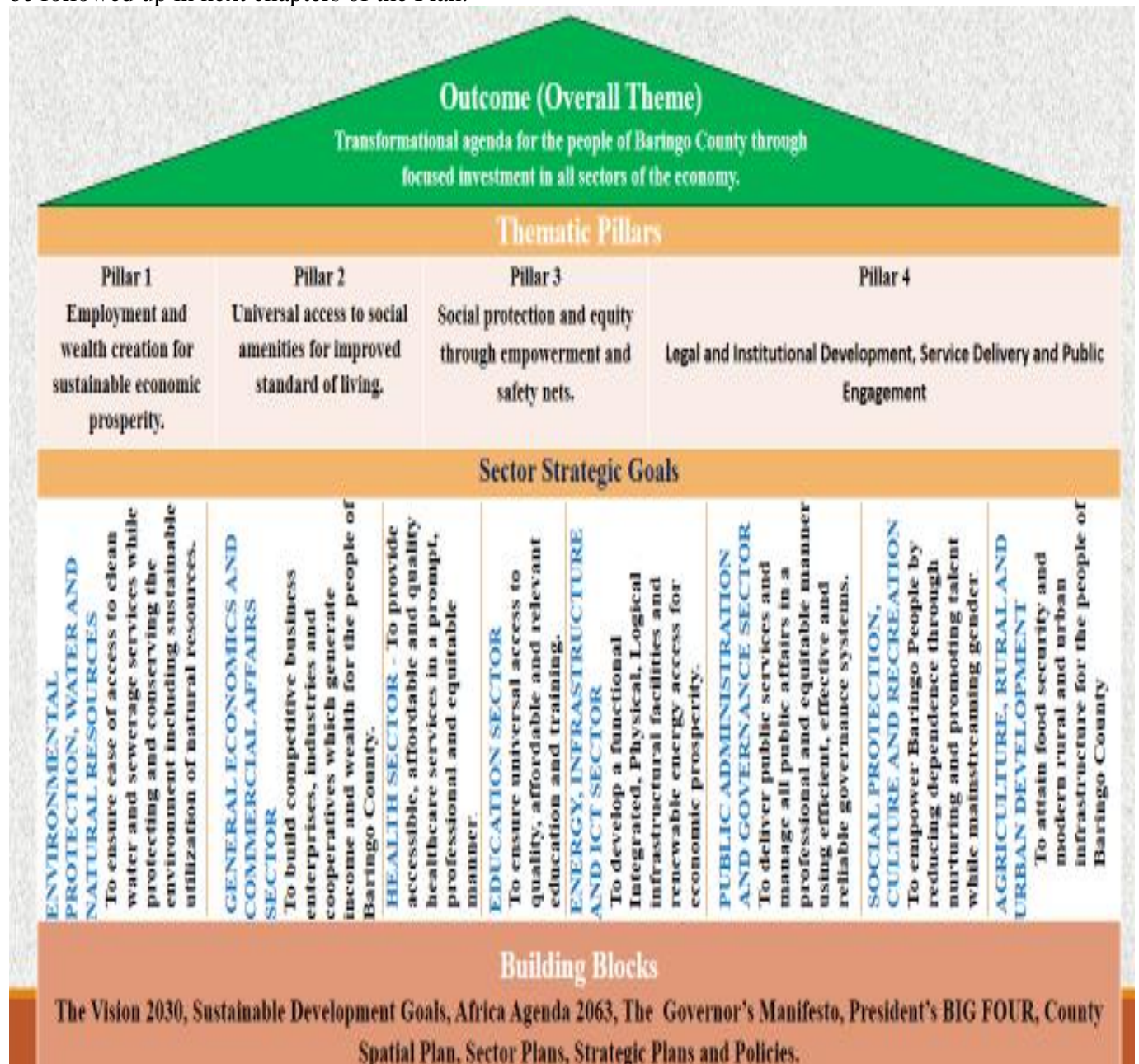


Figure 2.2 Conceptual Framework

## CHAPTER THREE

### 3.0 Review of Implementation of the previous Annual Development Plan 2021/2022

#### 3.1 Introduction

This chapter provides background information of sectors/sub-sectors and a review of their programmes achievements against the planned targets, It also provides an analysis of the Capital and Non-Capital projects performance and payments of grants, Benefits and Subsidies. The chapter further highlights challenges experienced during implementation of the previous CADP, lessons learnt, recommendations and way forward.

#### 3.1.1 Revenue Performance

**Table 3.1 Revenue performance**

S/No.	Revenue Sources	Revenue	Receipts	Percentage
1	Equitable Share	5,095,650,000	5,095,650,000	100%
2	Grants/conditional allocation/Donations	1,645,778,324	1,225,348,906	74%
3	Balance Carried Forward FY 2019/2020	1,171,110,595	1,171,110,595	100%
	<b>Total</b>	<b>7,912,538,919</b>	<b>7,492,109,501</b>	<b>95%</b>

#### 3.1.2 Budget Performance

**Table 3.2 Budget Performance per Department**

S/No.	Department	Budget	Absorption	Percentage
1	County Assembly	714,525,056	706,830,429	99%
2	County Executive services	438,094,138	426,038,985	97%
3	County Finance and Economic Planning	627,344,263	390,667,023	62%
4	Health Services	2,563,650,175	2,134,681,570	83%
5	Roads,Transport,Energy and Public Works	980,901,067	230,378,381	23%
6	Agriculture, Livestock, and FisheriesManagement	758,952,521	569,146,727	75%
7	Education, Youth,Sports, Culture, Gender and Social Services	588,293,061	387,686,065	66%
8	Water and irrigation	806,323,082	259,451,544	32%
9	Tourism,Wildlife Management , Natural Resources and Mining	66,342,755	48,720,257	73%
10	Lands, Housing and Urban Development	205,714,213	124,558,640	61%
11	Industrilisation , Commerce and Entreprise Development	163,398,587	103,786,978	64%

	<b>Total</b>	<b>7,913,538,919</b>	<b>5,381,946,599</b>	<b>68%</b>
--	--------------	----------------------	----------------------	------------

The highest absorption is by the County Assembly due to its nature of activities which are mainly recurrent in nature and County Executive which have similar functions. Low absorption in the departments of Water and irrigation and Roads, Transport, Energy and Public Works resulted from challenges and complexities in design and procurement of the projects and inadequate staffing levels. The Public Service Board is the process of engaging new staff to assist in designing and monitoring of projects and it is expected that the budget absorption will significantly increase in the FY 2021/2022.

## 3.2 Departmental Performance Review for the Previous CADP

### 3.2.1 Roads and Infrastructure

#### 3.2.1.1 Introduction

The overall goal of the department is to provide cost-effective physical infrastructure facilities and services for sustainable economic growth and development through construction, modernization, rehabilitation and effective management of all infrastructure facilities.

Poor physical infrastructure has been identified as a major setback in development in the county and hence the overall strategy is to provide physical infrastructural facilities through rehabilitation, improvement and effective management and expansion of the existing facilities. The road network will be maintained and improved through gravelling, grading and upgrading to bitumen standard.

The department of Roads, Transport, and Energy and Public Works budget allocation for the FY 2021/22 was Kes 980,901,067. The expenditure over the period was Kes 139,253,112 - 23% absorption.

#### *Vision*

To make communication, Infrastructure and Energy access memorable and sustainable.

#### *Mission*

To build an efficient and reliable transport, communication and other public infrastructure while promoting innovations in energy and information communication technologies.

#### *Sector Goals and Strategic Objectives*

- i. To build and maintain climate proofed transport infrastructure while ensuring effective public transport and traffic management in all parts of the county.
- ii. To provide technical assistance including monitoring and evaluation of all infrastructure projects in the County
- iii. To exploit available energy sources, access and promote technological advances which involve use of clean renewable energy and technological innovations
- iv. To develop communication infrastructure, capacity and information systems
- v. To develop sound policy, legal and institutional framework for the sector

## *Role of Stakeholders*

**Table 3.3: Summary of Stakeholders and their roles**

<b>Stakeholder</b>	<b>Roles</b>
The National Treasury	The National Treasury's main role is to finance sector priorities and projects. Further, the National Treasury plays a regulatory and facilitative role. In addition, the National Treasury streamlines tax regimes and other levies in the Sector.
Ministry of Transport Ministry of Energy and Petroleum Ministry of ICT	Development of policy and regulations to guide the department and support the development of county infrastructure
Other county government sectors	The function and powers of the county governments in this sector as per fourth schedule of the Kenyan constitution include: County transport including county roads, public road transport and ferries and harbors, excluding the regulation of international shipping and matters related thereto; and in the ICT sub sector cinemas, video shows and hiring.
Neighboring Counties	Supporting the county's development agenda through provision of market for its products
SAGAS and AGAS	state corporations established by various acts of parliament and regulations
Information, Communications, Technology Authority (ICTA)	The Authority is tasked to; Develop and position Kenya as a preferred ICT destination in Africa; Develop and promote competitive ICT industries in Kenya; Develop world class Kenya ICT institutions; Increase access and utilization for ICT; Promote e-government services; Roll out digital Government initiative and; Provide and ensure quality and standards in ICT industry.
Kenya Urban Roads Authority (KURA)	KURA was enacted by CAP 408 of 2007 as being responsible for development, management and maintenance of all urban roads within cities and municipalities.
Kenya Rural Roads Authority (KeRRA)	KeRRA was enacted by CAP 408 of 2007 as being responsible for management, development, rehabilitation and maintenance of all rural roads classified as D, E and unclassified roads as per the first schedule of the Kenya Roads Act, 2007.
Kenya National Highways Authority (KeNHA)	KeNHA was enacted by CAP 408 of 2007 as being responsible for management, development, rehabilitation and maintenance of National Trunk Roads classified as A, B and C. In addition, the authority advises the Ministry on technical issues such as standards, axle load, research and development
Rural Electrification Authority (REA)	REA was established under section 66 of the Energy Act of 2006 as a body corporate with the principal mandate of extending electricity supply to rural areas, managing the rural electrification fund, mobilizing resources for rural electrification and promoting the development and use of renewable energy.
Kenya Power & Lighting Company Limited (KPLC)	KPLC is a State Corporation established by The Electric Power Act CAP 314 (Revised 1986) with a mandate of purchasing electrical energy in bulk from KenGen and other power producers and carries out transmission, distribution, supply and retail of electric power.
Private Sector	The private Sector plays a crucial role in the provision of infrastructure facilities and services either fully private or through Public-Private Partnerships.
CSO and FBOs	Community Based Organizations, Faith Based Organizations and other special interest groups are involved in the planning, implementation, and monitoring and evaluating the Sector's programmes and activities.
County Assemblies and National Assemblies	The County Assembly plays a key role in the approval of Sector policies and enactment of enabling legislations.

Stakeholder	Roles
Academic Institutions	Academic institutions engage with the Sector by providing expertise, professionals, human capacity building, promotion of science and technology and transfer of new innovations. Academic Institutions also support collaborative research and programme development besides collaborating with the Sector on policy guidelines, formulation and building of synergies.
General Public	Participating in charting the development strategy of the county and scrutinizing the performance of the county
National Construction Authority (NCA)	The National Construction Authority is a Parastatal established by the National Construction Authority Act No. 41 of 2011 with a mandate to oversee the construction industry and coordinate its development.
Geothermal Development Company Limited (GDC)	GDC was incorporated in 2008 by Energy Act No 12 of 2006. This is a 100% state-owned company established by the Government of Kenya as a Special Purpose Vehicle for the development of geothermal resources in Kenya.

### 3.2.1.2 Sector Performance Review for the previous ADP (2021-2022)

(i) Summary of the Sector/Subsector Programme Achievements on Previous ADP (2021/2022 FY)

Table 1: Summary of Sector/ Sub-sector Programmes

<b>Programme Name: General Administration, planning and support services</b>						
<b>Objective: To develop and manage an effective, efficient and secure transport system</b>						
<b>Outcome: Improved service delivery</b>						
<b>Sub Programme</b>	<b>Specific Objectives</b>	<b>Key Outcome</b>	<b>Key performance Indicators</b>	<b>Planned Target</b>	<b>Achieved Target</b>	<b>Remarks</b>
SP1: General administration, planning and support services	To refresh skills in relevant areas.	Increased efficiency and effectiveness in their areas of specializations	Staff trained	4	2	
SP2:Transport policy and regulations	Effective and safe transport system					-
SP3: Design of roads and bridges	To effectively cost the roads and its structures	No of Kms and bridges designed				-
<b>Programme Name: Road Infrastructure Development</b>						
<b>Objective: To build and maintain climate-proof transport infrastructure while ensuring effective public transport and traffic management in all parts of the county</b>						
<b>Outcome: Improved living standards and safe transport system in rural areas</b>						
<b>Sub Programme</b>	<b>Specific Objectives</b>	<b>Key Outcome</b>	<b>Key performance Indicators</b>	<b>Planned Target</b>	<b>Achieved Target</b>	<b>Remarks</b>
SP 1: Rural Roads development and maintenance	To enhance accessibility in Rural areas	Improved rural roads network	No. of Kms of roads opened	235	467	Target surpassed
	To maintain good and climate-proofed rural road network	Reduced travel time and cost	No. of Kms of roads maintained	550	421	Implementation affected by delays in procurement

SP2: Construction of bridges and Structures Development	To provide safe and reliable passage across water bodies and irregular land surface	Improved road safety at crossings	No. of crossings and structures constructed	8	2	Implementation affected by delays in procurement
<b>Programme Name: Housing, Urban Development and Human Settlement</b>						
<b>Objective: Foster a vibrant economy</b>						
<b>Outcome: Accelerated development and economic growth</b>						
Sub Programme	Specific Objectives	Key Outcome	Key performance Indicators	Planned Target	Achieved Target	Remarks
SP1: Urban roads development and maintenance	To decongest and expand the County Urban Centers and spur economic development.	Efficient transport system (time lapse, cost) Level of road safety improved	Number of Km of roads upgraded to bitumen	12	0	- Maintenance was prioritized given the limited funding available
SP2: Drainages Systems	To Improve sanitation and urban roads sustainability	Healthy working environment and Improved lifespan of urban roads	Length (KMs) of drainage systems and structures constructed	1.5	0.2	No funding was allocated to this sub programme
SP3: Bus parks and parking bays	To Reduce traffic congestion and ensure order in urban centres	Organized parking and increased revenue	Number of Bus parks and parking yards established			
<b>Programme Name: County Mechanical and Transport Management</b>						
<b>Objective: To build and maintain climate proofed transport infrastructure while ensuring effective public transport and traffic management in all parts of the county</b>						
<b>Outcome: Effective County Mechanization and Transport system</b>						
SP1:Acquisition and Management of equipment and Machineries	To increase the County Machineries fleet and its management	Effective County transport and mechanization system Improved County preparedness and resilience to Disaster Risk Management	Number of county machineries acquired	2	6	Target surpassed

	To develop and deploy county transport management system	Centralized and effective machinery and transport management system	Centralized County transport management system	-	0	
SP2: Acquisition, Repairs and Maintenance of county vehicles	To establish a centralized cost effective and efficient maintenance system for county machineries and vehicles	Cost effective and sustainable maintenance of County Vehicles and machineries	Number of established county Modern and well-equipped repairs and maintenance workshops	1	0	No funding was allocated to this sub programme
SP3: Management of Public Transport systems	To have an organized and effective public transport system in the county by 2022	Efficient, organized and safe public transport system	Safe and efficient County public transport system framework (Policy and bill formulations)	-		
<b>Programme Name: Energy Access Infrastructure Development</b>						
<b>Objective: To exploit available energy sources, access and promote technological advances which involve use of clean renewable energy and technological innovations.</b>						
<b>Outcome: Improved living standards and safe transport system in rural areas</b>						
Sub Programme	Specific Objectives	Key Outcome	Key performance Indicators	Planned Target	Achieved Target	Remarks
SP1:Street Lighting	To provide a safe and conducive environment to spur economic growth	Improved safety in towns and urban centres	Number of street lights and floodlights	120	0	- Implementation affected by delays in procurement - Allocation of funds was not sufficient to achieve target
		Increased business hours				
SP2:Rural Electrification	To increase electric power connection in rural areas	Increased households and institutions with access to electricity	Number of households and institutions connected to electricity	10,000	0	No funding was allocated to this sub programme

### **Challenges experienced during implementation of the previous ADP**

- Budgetary allocations for road construction and maintenance are inadequate.  
Some of the projects had to be reviewed because the budgetary allocations were not sufficient for the scope of works required. This has caused a significant delay in the implementation of these projects.
- Lack of capacity of our contractors in terms of skills and resources.  
A significant number of contractors lack the machinery to implement projects and thus end up relying on hiring the same machines which slows down the pace of projects.
- Insufficient supervision vehicles.  
This makes it difficult to supervise projects effectively throughout the project implementation.
- Lack of adequate number of personnel to carry out supervision.  
The department requires more staff to carry out routine and timely supervision of projects as well as to respond to emergencies experienced especially during the rainy season.
- The outbreak of the global corona virus (Covid-19) pandemic has adversely affected the pace and cost of implementation of the projects.
- Budget cuts during the supplementary budgets rendered some of the projects impractical as well as creating a huge shortfall in the ongoing projects. This stalled procurement of projects as well as implementation and payment of ongoing projects.
- Global increase in price of fuel and other raw materials.  
This has driven up the cost of construction significantly resulting in diminishing outputs as well as slowing or stalling of ongoing projects as they are no longer feasible without an increase in funding.

### **Lessons learnt and recommendations**

- Allocations should factor in the scope of works to be carried out to ensure that the proposed budgets are feasible.

- Technical officers require adequate facilitation through provision of supervision vehicles to enable them to supervise works as required.
- The department requires more qualified technical officers to deliver the huge workload across the county.
- Reviews of budget allocations during preparation of supplementary budgets should factor in the implementation status of projects. This will avoid situations where committed projects are stalled due to their funding being withdrawn midway.

### 3.2.2 Department of Water and Irrigation

**Vision:** Water for all in a clean, safe and sustainable environment

**Mission:** To enhance access to clean and safe water, high quality sewerage services and conserving the environment while promoting sustainable utilization of natural resources

**Mandate:** The mandate of the department of water and irrigation is to provide infrastructure in place to ensure more residents of Baringo County get access to clean safe drinking water as well as developing irrigation infrastructure at water sources to ensure people get the opportunity to undertake irrigated farming

**Strategic Objectives:**

**Role of stakeholders (tabulate)**

#### Sector Performance Review of Non-Capital Projects for the ADP period 2021/2022

Programme Name:									
Sub Programme	Project name Location	Objective/ purpose	Output	Performance indicators	Achievement (based on the indicators)	Planned cost (Ksh.)	Actual Cost (Ksh.)	Source of funds	Remark
1	Bartabwa dam water project	Increase access to water for domestic and		Increased number of persons with access to adequate safe water	Data collection	3,483,304		BCG	

		livestock use							
2	Tiaty desilting of dams	Increase access to water for domestic and livestock use		Increased number of persons with access to adequate safe water	Data collection	2,400,000		BCG	
3	Toboroi borehole	Increase access to water for domestic and livestock use		Increased number of persons with access to adequate safe water		2,000,000		BCG	
4	Kombomenja spring protection/ Kamworor	Increase access to water for domestic and livestock use		Increased number of persons with access to adequate safe water	Data collection	500,000		BCG	
5	Chebarsesa water project	Increase access to water for domestic and livestock use		Increased number of persons with access to adequate safe water		4,000,000		BCG	
6	Mogoi borehole drilling	Increase access to water for domestic and livestock use		Increased number of persons with access to adequate safe water		4,000,000		BCG	
7	Biringweny gravity project	Increase access to water for domestic and livestock use		Increased number of persons with access to adequate safe water	Ongoing	1,000,000		BCG	
8	Keseon intake & piping	Increase access to water for domestic and livestock use		Increased number of persons with access to adequate safe water	Ongoing	3,000,000		BCG	
9	Morgisis dam	Increase access to water for domestic and livestock use		Increased number of persons with access to adequate safe water	Insufficient funds	1,000,000		BCG	
10	Chepkoghio pan dam	Increase access to water for domestic and livestock use		Increased number of persons with access to adequate safe water	Complete	3,000,000		BCG	
11	Papati/Toplen pan dam	Increase access to water for domestic and livestock use		Increased number of persons with access to adequate safe water	Complete	4,000,000		BCG	
12	Kangoria pan dam	Increase access to water for domestic and livestock use		Increased number of persons with access to adequate safe water	Complete	3,000,000		BCG	
13	Sankagai borehole	Increase access to water for domestic and livestock use		Increased number of persons with access to adequate safe water	Data collection	3,000,000		BCG	
14	Nasorot borehole rehabilitation	Increase access to water for domestic and livestock use		Increased number of persons with access to adequate safe water	No funds	1,000,000		BCG	
15	Orusion borehole	Increase access to water for domestic and livestock use		Increased number of persons with access to adequate safe water	Complete	3,000,000		BCG	
16	Chepkosom pan dam	Increase access to water for domestic and livestock use		Increased number of persons with access to adequate safe water	Complete	3,000,000		BCG	
17	Ketuw pan dam	Increase access to water for domestic and livestock use		Increased number of persons with access to adequate safe water	Complete	3,000,000		BCG	

18	Pkaghit equipping	Increase access to water for domestic and livestock use		Increased number of persons with access to adequate safe water	Data collection	1,800,000		BCG	
19	Lorumotum equipping	Increase access to water for domestic and livestock use		Increased number of persons with access to adequate safe water	Data collection	1,800,000		BCG	
20	Cheptamas pan dam	Increase access to water for domestic and livestock use		Increased number of persons with access to adequate safe water	Complete	3,000,000		BCG	
21	Mikew pan dam	Increase access to water for domestic and livestock use		Increased number of persons with access to adequate safe water	Ongoing	3,000,000		BCG	
22	Cheptamus pan dam	Increase access to water for domestic and livestock use		Increased number of persons with access to adequate safe water	Complete	3,000,000		BCG	
23	Ngaberu pan dam	Increase access to water for domestic and livestock use		Increased number of persons with access to adequate safe water	Procurement	3,000,000		BCG	
24	Ilchamus Flood control	Increase access to water for domestic and livestock use		Increased number of persons with access to adequate safe water	Awarded	4,000,000		BCG	
25	Kipkemeu & Kiptusmo (Baringo Central)	Increase access to water for domestic and livestock use		Increased number of persons with access to adequate safe water	Awarded	2,000,000		BCG	
26	Kabitoi water project	Increase access to water for domestic and livestock use		Increased number of persons with access to adequate safe water	No funds	1,000,000		BCG	
27	Pipeline distribution/ Kabarnet ward	Increase access to water for domestic and livestock use		Increased number of persons with access to adequate safe water	Procurement	1,000,000		BCG	
28	Kapchepkoen water project	Increase access to water for domestic and livestock use		Increased number of persons with access to adequate safe water	Procurement	1,000,000		BCG	
29	Chemintany/Katoron borehole	Increase access to water for domestic and livestock use		Increased number of persons with access to adequate safe water	Complete	3,000,000		BCG	
30	Kapkoros water project	Increase access to water for domestic and livestock use		Increased number of persons with access to adequate safe water	Ongoing	3,000,000		BCG	
31	Umoja, Kisarket, Bondeni water project	Increase access to water for domestic and livestock use		Increased number of persons with access to adequate safe water	Ongoing	1,500,000		BCG	
32	Lower Kaplelechwā water tank	Increase access to water for domestic and livestock use		Increased number of persons with access to adequate safe water	Ongoing	1,500,000		BCG	
33	Tachasis project	Increase access to water for domestic and livestock use		Increased number of persons with access to adequate safe water	Ongoing	3,000,000		BCG	
34	Kokorwonin borehole	Increase access to water for domestic and livestock use		Increased number of persons with access to adequate safe water	Ongoing	2,000,000		BCG	

35	Kirima borehole	Increase access to water for domestic and livestock use		Increased number of persons with access to adequate safe water	Ongoing	2,000,000		BCG	
36	Sigowet borehole	Increase access to water for domestic and livestock use		Increased number of persons with access to adequate safe water	Ongoing	2,000,000		BCG	
37	Siryat borehole	Increase access to water for domestic and livestock use		Increased number of persons with access to adequate safe water	Data collection	2,500,000		BCG	
38	Sachangwan project	Increase access to water for domestic and livestock use		Increased number of persons with access to adequate safe water	Complete	3,000,000		BCG	
39	Kipsichit project repair	Increase access to water for domestic and livestock use		Increased number of persons with access to adequate safe water	Complete	3,500,000		BCG	
40	Purchase of terrameter/ Assorted pipes	Increase access to water for domestic and livestock use		Increased number of persons with access to adequate safe water	Complete	4,000,000		BCG	
41	Rig operationalization	Increase access to water for domestic and livestock use		Increased number of persons with access to adequate safe water	Complete	20,000,000		BCG	
42	Repair and maintenance of projects	Increase access to water for domestic and livestock use		Increased number of persons with access to adequate safe water	Ongoing	16,000,000		BCG	
43	Langtain project	Increase access to water for domestic and livestock use		Increased number of persons with access to adequate safe water	Awarded	3,000,000		BCG	
44	Chepirmoghk borehole	Increase access to water for domestic and livestock use		Increased number of persons with access to adequate safe water	Procurement	2,000,000		BCG	
45	Ararae (Sawaitii) irrigation project (Combined with Muguyuni)	Increase access to water for domestic and livestock use		Increased number of persons with access to adequate safe water	Complete	1,800,000		BCG	
46	N'geton borehole	Increase access to water for domestic and livestock use		Increased number of persons with access to adequate safe water	Procurement	2,062,500		BCG	
47	Krezia borehole solar project	Increase access to water for domestic and livestock use		Increased number of persons with access to adequate safe water	Data collection	1,000,000		BCG	
48	Chebunii borehole	Increase access to water for domestic and livestock use		Increased number of persons with access to adequate safe water	Data collection	1,162,906		BCG	
49	Isaas sublocation pipes	Increase access to water for domestic and livestock use		Increased number of persons with access to adequate safe water	Complete	2,000,000		BCG	
50	Kibanger project and Krisoo water project	Increase access to water for domestic and livestock use		Increased number of persons with access to adequate safe water	Data collection	2,000,000		BCG	
51	Chepkalacha water supply	Increase access to water for domestic and livestock use		Increased number of persons with access to adequate safe water	Ongoing	3,000,000		BCG	

52	Kipnyunguny borehole	Increase access to water for domestic and livestock use		Increased number of persons with access to adequate safe water	Procurement	3,000,000		BCG	
53	Kapsingoiywa/ Chemelil project	Increase access to water for domestic and livestock use		Increased number of persons with access to adequate safe water	Awarded	1,200,000		BCG	
54	Tuwit/ Kerelon project	Increase access to water for domestic and livestock use		Increased number of persons with access to adequate safe water	Complete	1,000,000		BCG	
55	Kolowa ward ECD water tanks	Increase access to water for domestic and livestock use		Increased number of persons with access to adequate safe water	Complete	1,000,000		BCG	
56	Timboroa piping	Increase access to water for domestic and livestock use		Increased number of persons with access to adequate safe water	Procurement	500,000		BCG	
57	Tuigoin project	Increase access to water for domestic and livestock use		Increased number of persons with access to adequate safe water	Procurement	1,000,000		BCG	
58	Kasoe intake project	Increase access to water for domestic and livestock use		Increased number of persons with access to adequate safe water	Awarded	1,000,000		BCG	
59	Ememus project	Increase access to water for domestic and livestock use		Increased number of persons with access to adequate safe water	Ongoing	1,000,000		BCG	
60	Katarakwa borehole	Increase access to water for domestic and livestock use		Increased number of persons with access to adequate safe water	Ongoing	1,000,000		BCG	
61	Torobokor project	Increase access to water for domestic and livestock use		Increased number of persons with access to adequate safe water	Data collection	500,000		BCG	
62	Molok Kaptombes cana lining	Increase access to water for domestic and livestock use		Increased number of persons with access to adequate safe water	Awarded	1,500,000		BCG	
63	Rosy project	Increase access to water for domestic and livestock use		Increased number of persons with access to adequate safe water	No funds	1,200,000		BCG	
64	Lorutum project-Toporerwo	Increase access to water for domestic and livestock use		Increased number of persons with access to adequate safe water	Ongoing	500,000		BCG	
66	Chemokol water pan	Increase access to water for domestic and livestock use		Increased number of persons with access to adequate safe water	Data collection	3,000,000		BCG	
67	Chemutung borehole equipping	Increase access to water for domestic and livestock use		Increased number of persons with access to adequate safe water	Complete	2,000,000		BCG	
68	Kapchelukuny borehole	Increase access to water for domestic and livestock use		Increased number of persons with access to adequate safe water	Ongoing	1,800,000		BCG	
69	Ngentui tank	Increase access to water for domestic and livestock use		Increased number of persons with access to adequate safe water	Complete	2,000,000		BCG	

70	Kaprogonya/ Turkuos project	Increase access to water for domestic and livestock use		Increased number of persons with access to adequate safe water	Ongoing	2,500,000		BCG	
71	Ngolong/ Kesoan project	Increase access to water for domestic and livestock use		Increased number of persons with access to adequate safe water	Data collection	7,100,000		BCG	
72	Kirobon intake	Increase access to water for domestic and livestock use		Increased number of persons with access to adequate safe water	Ongoing	1,000,000		BCG	
73	Kibiatet intake	Increase access to water for domestic and livestock use		Increased number of persons with access to adequate safe water	Data collection	1,000,000		BCG	
74	Kaptana project	Increase access to water for domestic and livestock use		Increased number of persons with access to adequate safe water	Complete	1,900,000		BCG	
75	Kamaille/ Tulwopsoo water piping	Increase access to water for domestic and livestock use		Increased number of persons with access to adequate safe water	Ongoing	500,000		BCG	
76	Kabarnet ward/ Cooperatives water pums	Increase access to water for domestic and livestock use		Increased number of persons with access to adequate safe water	Complete	1,000,000		BCG	
77	Sosurwo project	Increase access to water for domestic and livestock use		Increased number of persons with access to adequate safe water		1,250,000		BCG	
78	Tabuchara/ Kabuswanin project	Increase access to water for domestic and livestock use		Increased number of persons with access to adequate safe water	No funds	4000000		BCG	
79	Keturwo borehole	Increase access to water for domestic and livestock use		Increased number of persons with access to adequate safe water	No funds	-		BCG	
80	Enot pipeline	Increase access to water for domestic and livestock use		Increased number of persons with access to adequate safe water	Data collection	4,900,000		BCG	
81	Tuwit equipping	Increase access to water for domestic and livestock use		Increased number of persons with access to adequate safe water	Complete	2,300,000		BCG	
82	Marigat-Iingarua pipeline	Increase access to water for domestic and livestock use		Increased number of persons with access to adequate safe water	Data collection	1000,000		BCG	
83	Kaburai project-Sutiechun-Tibingar	Increase access to water for domestic and livestock use		Increased number of persons with access to adequate safe water	Ongoing	1,000,000		BCG	
84	Rondinin pry borehole	Increase access to water for domestic and livestock use		Increased number of persons with access to adequate safe water	Complete	2,500,000		BCG	
85	Chepkoi borehole	Increase access to water for domestic and livestock use		Increased number of persons with access to adequate safe water	Ongoing	2,500,000		BCG	
86	Kibiriokwonin piping	Increase access to water for domestic and livestock use		Increased number of persons with access to adequate safe water	Procurement	1,000,000		BCG	

87	Beebo Yard Intake	Increase access to water for domestic and livestock use		Increased number of persons with access to adequate safe water	Data collection	1,000,000		BCG	
88	Kokwomoi borehole	Increase access to water for domestic and livestock use		Increased number of persons with access to adequate safe water	Procurement	3,500,000		BCG	
89	Kinyach borehole-Pipeline	Increase access to water for domestic and livestock use		Increased number of persons with access to adequate safe water	Data collection	2,000,000		BCG	
91	Ngechelo borehole equipping	Increase access to water for domestic and livestock use		Increased number of persons with access to adequate safe water	Complete	2,000,000		BCG	
92	Chemonge borehole drilling	Increase access to water for domestic and livestock use		Increased number of persons with access to adequate safe water	Complete	3,500,000		BCG	
93	Kamweton borehole equipping	Increase access to water for domestic and livestock use		Increased number of persons with access to adequate safe water	Insufficient funds	1,000,000		BCG	
94	Boruiyo borehole	Increase access to water for domestic and livestock use		Increased number of persons with access to adequate safe water	Complete	3,000,000		BCG	
95	Sumbeiywoning/ Kapiyewo equipping	Increase access to water for domestic and livestock use		Increased number of persons with access to adequate safe water	Ongoing	2,500,000		BCG	
96	Kaptere water project	Increase access to water for domestic and livestock use		Increased number of persons with access to adequate safe water	Complete	1,300,000		BCG	
97	Embo Rutto water project	Increase access to water for domestic and livestock use		Increased number of persons with access to adequate safe water	Ongoing	5,000,000		BCG	
98	Mintrilonchun pipeline	Increase access to water for domestic and livestock use		Increased number of persons with access to adequate safe water	Ongoing	2,000,000		BCG	
99	Rosoga water project	Increase access to water for domestic and livestock use		Increased number of persons with access to adequate safe water	Complete	1,700,000		BCG	
100	Kapkararam borehole	Increase access to water for domestic and livestock use		Increased number of persons with access to adequate safe water	Complete	1,700,000		BCG	
101	Siewa borehole	Increase access to water for domestic and livestock use		Increased number of persons with access to adequate safe water	Complete	1,000,000		BCG	
102	Kabarbaya borehole	Increase access to water for domestic and livestock use		Increased number of persons with access to adequate safe water	Procurement	1,000,000		BCG	
103	Sesoche borehole	Increase access to water for domestic and livestock use		Increased number of persons with access to adequate safe water	Awarded	1,500,000		BCG	
104	Kamar piping	Increase access to water for domestic and livestock use		Increased number of persons with access to adequate safe water	Data collection	1,000,000		BCG	

106	Molos piping	Increase access to water for domestic and livestock use		Increased number of persons with access to adequate safe water	Data collection	500,000		BCG	
107	Letoi borehole	Increase access to water for domestic and livestock use		Increased number of persons with access to adequate safe water	Complete	1,000,000		BCG	
108	Kapchelukuny borehole	Increase access to water for domestic and livestock use		Increased number of persons with access to adequate safe water	Ongoing	2,000,000		BCG	
109	Kabergei BH Equipping	Increase access to water for domestic and livestock use		Increased number of persons with access to adequate safe water	Data collection	2,500,000		BCG	
110	Kesetan borehole	Increase access to water for domestic and livestock use		Increased number of persons with access to adequate safe water	Data collection	3,500,000		BCG	
111	Kapchepsoiyo borehole	Increase access to water for domestic and livestock use		Increased number of persons with access to adequate safe water	Data collection	3,500,000		BCG	
112	Borowonin project	Increase access to water for domestic and livestock use		Increased number of persons with access to adequate safe water	Ongoing	5,000,000		BCG	
113	Cheptilit project	Increase access to water for domestic and livestock use		Increased number of persons with access to adequate safe water	Procurement	2,400,000		BCG	
114	Kaptien project	Increase access to water for domestic and livestock use		Increased number of persons with access to adequate safe water	Ongoing	1,000,000		BCG	
115	Kabinat project	Increase access to water for domestic and livestock use		Increased number of persons with access to adequate safe water	Ongoing	3,000,000		BCG	
116	Kisok (Osnone) project	Increase access to water for domestic and livestock use		Increased number of persons with access to adequate safe water	Complete	1,000,000		BCG	
117	Nginiot-Lolowo-Kiptabal project	Increase access to water for domestic and livestock use		Increased number of persons with access to adequate safe water	Procurement	1,000,000		BCG	
118	Kuriondonin pipework	Increase access to water for domestic and livestock use		Increased number of persons with access to adequate safe water	Awarded	500,000		BCG	
119	Chesongo project	Increase access to water for domestic and livestock use		Increased number of persons with access to adequate safe water	Complete	1,500,000		BCG	
120	Sangarau intake expansion/ Extension	Increase access to water for domestic and livestock use		Increased number of persons with access to adequate safe water	Awarded	1,000,000		BCG	
121	Kibei borehole	Increase access to water for domestic and livestock use		Increased number of persons with access to adequate safe water	Data collection	4,000,000		BCG	
122	Kapkomoi borehole	Increase access to water for domestic and livestock use		Increased number of persons with access to adequate safe water	Procurement	3,500,000		BCG	

123	Kaptorokwo/ Kitunde pipework	Increase access to water for domestic and livestock use		Increased number of persons with access to adequate safe water	Awarded	1,500,000		BCG	
124	Kabomoti water project	Increase access to water for domestic and livestock use		Increased number of persons with access to adequate safe water	Data collection	3,500,000		BCG	
125	Kuresianin water project	Increase access to water for domestic and livestock use		Increased number of persons with access to adequate safe water	Data collection	1,500,000		BCG	
126	Marura water project	Increase access to water for domestic and livestock use		Increased number of persons with access to adequate safe water	Complete	2,000,000		BCG	
127	Block four borehole	Increase access to water for domestic and livestock use		Increased number of persons with access to adequate safe water	Ongoing	1,000,000		BCG	
128	Equator Health Centre	Increase access to water for domestic and livestock use		Increased number of persons with access to adequate safe water	Ongoing	1,000,000		BCG	
129	MajiMazuri Borehole drilling	Increase access to water for domestic and livestock use		Increased number of persons with access to adequate safe water	Complete	1,000,000		BCG	
130	Israel Mumberes borehole	Increase access to water for domestic and livestock use		Increased number of persons with access to adequate safe water	Ongoing	2,000,000		BCG	
131	Soimining borehole	Increase access to water for domestic and livestock use		Increased number of persons with access to adequate safe water	Complete	2,000,000		BCG	
132	Narosura water project	Increase access to water for domestic and livestock use		Increased number of persons with access to adequate safe water	Ongoing	4,000,000		BCG	
132	Nubian, Bondeni, KCC Shauri and Kisorget pipework	Increase access to water for domestic and livestock use		Increased number of persons with access to adequate safe water	Awarded	1,000,000		BCG	
134	Kapsigot water project	Increase access to water for domestic and livestock use		Increased number of persons with access to adequate safe water	Ongoing	1,500,000		BCG	
135	Bikwen water project	Increase access to water for domestic and livestock use		Increased number of persons with access to adequate safe water	Complete	1,500,000		BCG	
136	Mwachon water project	Increase access to water for domestic and livestock use		Increased number of persons with access to adequate safe water	Ongoing	1,000,000		BCG	
137	Tripkatoi borehole	Increase access to water for domestic and livestock use		Increased number of persons with access to adequate safe water	Ongoing	1,500,000		BCG	
138	Timboroa borehole	Increase access to water for domestic and livestock use		Increased number of persons with access to adequate safe water	Ongoing	1,500,000		BCG	
139	Seguton borehole	Increase access to water for domestic and livestock use		Increased number of persons with access to adequate safe water	Ongoing	1,500,000		BCG	

140	Tolmo/ Kibias project	Increase access to water for domestic and livestock use		Increased number of persons with access to adequate safe water	Ongoing	1,500,000		BCG	
141	Cheraik project	Increase access to water for domestic and livestock use		Increased number of persons with access to adequate safe water	Complete	1,500,000		BCG	
142	Simotwet project	Increase access to water for domestic and livestock use		Increased number of persons with access to adequate safe water	Procurement	1,400,000		BCG	
143	Kasoe project	Increase access to water for domestic and livestock use		Increased number of persons with access to adequate safe water	Complete	1,500,000		BCG	
144	Kapngasio project	Increase access to water for domestic and livestock use		Increased number of persons with access to adequate safe water	Complete	1,500,000		BCG	
145	Toniok water project	Increase access to water for domestic and livestock use		Increased number of persons with access to adequate safe water	Procurement	1,500,000		BCG	
146	Mochongoi/ Kaburwo project	Increase access to water for domestic and livestock use		Increased number of persons with access to adequate safe water	Procurement	1,500,000		BCG	
147	Manabit borehole	Increase access to water for domestic and livestock use		Increased number of persons with access to adequate safe water	Procurement	1,100,000		BCG	
148	Kapyemit awe spring	Increase access to water for domestic and livestock use		Increased number of persons with access to adequate safe water	Procurement	500,000		BCG	
149	Marikeywe springs	Increase access to water for domestic and livestock use		Increased number of persons with access to adequate safe water	Ongoing	1,500,000		BCG	
150	Ngorobich water project	Increase access to water for domestic and livestock use		Increased number of persons with access to adequate safe water	Complete	1,200,000		BCG	
151	Tuiyobei water project	Increase access to water for domestic and livestock use		Increased number of persons with access to adequate safe water	Ongoing	1,000,000		BCG	
152	Lower Lebolos water project	Increase access to water for domestic and livestock use		Increased number of persons with access to adequate safe water	Ongoing	1,000,000		BCG	
153	Oinoptich water project	Increase access to water for domestic and livestock use		Increased number of persons with access to adequate safe water	Ongoing	1,300,000		BCG	
154	Kokorwonin borehole equipping	Increase access to water for domestic and livestock use		Increased number of persons with access to adequate safe water	Data collection	1,600,000		BCG	
155	Mandina borehole	Increase access to water for domestic and livestock use		Increased number of persons with access to adequate safe water	Awarded	1,000,000		BCG	
156	Kachilitwa borehole equipping	Increase access to water for domestic and livestock use		Increased number of persons with access to adequate safe water	Complete	2,500,000		BCG	

157	Maram borehole extension	Increase access to water for domestic and livestock use		Increased number of persons with access to adequate safe water	Data collection	1,000,000		BCG	
158	Plesian borehole	Increase access to water for domestic and livestock use		Increased number of persons with access to adequate safe water	No funds	0		BCG	
159	Kakogh borehole extension	Increase access to water for domestic and livestock use		Increased number of persons with access to adequate safe water	Procurement	2,000,000		BCG	
160	Churo Amaya boreholes rehabilitation	Increase access to water for domestic and livestock use		Increased number of persons with access to adequate safe water	Ongoing	1,500,000		BCG	
161	Tuwot borehole	Increase access to water for domestic and livestock use		Increased number of persons with access to adequate safe water	Awarded	2,000,000		BCG	
162	Chepngatit borehole	Increase access to water for domestic and livestock use		Increased number of persons with access to adequate safe water	Ongoing	2,000,000		BCG	
163	Knengei-Lomus village project	Increase access to water for domestic and livestock use		Increased number of persons with access to adequate safe water	Data collection	1,200,000		BCG	
164	Cheparkakeno-Kapurkel ECD	Increase access to water for domestic and livestock use		Increased number of persons with access to adequate safe water	No funds	0		BCG	
165	Oro SDA borehole solarization	Increase access to water for domestic and livestock use		Increased number of persons with access to adequate safe water	Complete	2,700,000		BCG	
166	Sugut water project	Increase access to water for domestic and livestock use		Increased number of persons with access to adequate safe water	Awarded	1,500,000		BCG	
167	Chesetim water project	Increase access to water for domestic and livestock use		Increased number of persons with access to adequate safe water	Ongoing	2,000,000		BCG	
168	Kreze water project	Increase access to water for domestic and livestock use		Increased number of persons with access to adequate safe water	Data collection	1,000,000		BCG	
169	Kamusino borehole	Increase access to water for domestic and livestock use		Increased number of persons with access to adequate safe water	Ongoing	1,000,000		BCG	
170	Ngoron-Loremoi water project	Increase access to water for domestic and livestock use		Increased number of persons with access to adequate safe water	Ongoing	1,500,000		BCG	
171	Kapunyany water supply (Equipping)	Increase access to water for domestic and livestock use		Increased number of persons with access to adequate safe water	Insufficient funds	1,000,000		BCG	
172	Kongor borehole	Increase access to water for domestic and livestock use		Increased number of persons with access to adequate safe water	Ongoing	2,000,000		BCG	
173	Barbello Kimazi borehole	Increase access to water for domestic and livestock use		Increased number of persons with access to adequate safe water	No funds	500,000		BCG	

174	Chemisik borehole equipping	Increase access to water for domestic and livestock use		Increased number of persons with access to adequate safe water	Complete	3,000,000		BCG	
175	Mokokwo borehole	Increase access to water for domestic and livestock use		Increased number of persons with access to adequate safe water	No funds	2,000,000		BCG	
175	Kokwototo water supply	Increase access to water for domestic and livestock use		Increased number of persons with access to adequate safe water	Complete	3,000,000		BCG	
176									

### **Challenges experienced during implementation of the previous ADP**

This section should provide detailed information on the challenges experienced by the county during the implementation of the previous plan. This may include: Capacity, funding, legal, policy, risk preparedness etc.

The department faced a number of challenges during implementation of planned work in the previous financial year 2020-2021. The challenges include;

- a) The Covid-19 pandemic affected smooth working by staff as many staff stayed at home to keep safe from the infections thus affecting the timely implementation of planned work
- b) Most of the technical staff have retired impacting negatively on general performance hence affecting the quality and timely implementation of programmes

### **3.2.3. Department of Environment, Natural Resources, Tourism, Wildlife and Mining**

#### **Background information**

The department's overall goal is to protect and improve the environment and natural resources for the people of Baringo County and Kenya, through environmental management and Tourism Development programmes.

The county is endowed with a variety of natural sceneries like lakes, escarpments, valleys, waterfalls, Biodiversity and Cultural resources, which promote tourism in the county. Baringo County seeks to become a vibrant tourism hub with a high standard of living for its residents.

Further, the county is rich in natural resources which should be sustainably managed and developed in a clean, health, safe and secure environment by promoting and facilitating protection, conservation, restoration and utilization of the environment and natural resources for equitable and sustainable development.

**The department's programme are;** 1) Environmental conservation and management e.g. Solid waste management, Soil erosion control, protection and rehabilitation of water catchment areas, Management/control of invasive species and protection of both endangered and endemic species. ; 2) Natural Resource conservation and management e.g. Promotion of Tree growing, Forest extension services, exploration and exploitation of Mineral Resources 3) Tourism Product development i.e to identify, develop and utilize tourism potentials in the county.

**The overall objectives of the programmes are to;** (i) ensure a clean, healthy and protected environment for sustainable future of the people of Baringo County; and (ii) conserve and manage the existing ecosystem functions while enhancing benefits to the society.

**The expected outcomes are;** improved livelihoods aimed at achieving vision 2030 and sustainable development.

#### **Vision**

To be a leading county in biodiversity conservation, Environmental Management and Tourism Development.

#### **Mission**

To ensure environmental conservation and tourism growth while promoting sustainable utilization of Natural resources through strengthening initiatives geared towards sustainable development for the benefit of the people of Baringo county

#### **Mandate**

The department is mandated to ensuring a clean, healthy and protected Environment in a competitively secure environment for Investment and tourism, through sustainable exploitation and management of natural resources, development and marketing of tourism products.

#### **Strategic objectives**

The departments of Environment, Natural Resources, Tourism and Wildlife objectives are derived from the CIDP, strategic plan, sector plans as follows;

- 1) Develop, implement and review sectoral strategies, policies and legislative frameworks.
- 2) To protect, conserve and nurture environmental resources including promotion of tourism attraction sites.
- 3) To develop Tourism potential through conservation of wildlife as well as optimal exploitation of Tourism products
- 4) To promote exploitation of Natural resources in a sustainable manner

- 5) To build institutional capacity for provision and management of the environment and Tourism.
- 6) Enhance adaptive capacity and resilience of community and ecosystems to climate change effects while promoting low carbon growth for sustainable development.
- 7) To provide technical assistance including monitoring and evaluation of projects/programmes.

### Role of stakeholders (tabulate)

S/n0	Stakeholder	Roles in the sector	Location	Remarks
1	Kenya Forest Research Institute (KFRI)	Carrying out research in Forest and forestry products and allied natural resources. E.g Invasive species, Value chain.	Marigat, Baringo south sub-county.	More research on invasive species
2	National Drought Management Authority (NDMA)	Coordination of drought response, contingency plans and resource mobilization strategies.	Marigat	Need to establish more Early warning systems
2	Kenya Forest Service (KFS)	Provide for the establishment and development of sustainable forest resources, including conservation and rational utilization of forest resources for the socio-economic development of the country	Sub county level	Most of its functions have been devolved, but not yet implemented, awaiting signing of tips' (transition implementation plans)
3	Kenya wildlife service (KWS).	Undertaking protection, conservation, enforcement of wildlife laws and regulations, and the general management of wildlife resources in the country	Kabarnet	Based at kabarnet but the rangers are placed in strategic areas
4	National environment management authority (NEMA)	Responsible for general supervision and coordination over all matters relating to the environment Implementation of policies, regulations and standards relating to the environment.	Kabarnet	Devolved nema functions are; noise and excessive vibration, control and waste management
5	Water resources authority (WRA)	Responsible for regulation of water resource issues such as water allocation, source protection and conservation, water quality management and pollution control as well as international waters.	Kabarnet.	Enforcement of riparian rule to enhance catchment and river bank protection.

6	Kerio valley development authority (kvda)	Its mandate is to promote integrated development in the county through implementation of integrated programmes and projects.	Kabarnet and Marigat	Activities in the county includes; Environmental conservation & livelihood improvements.
	RECONCILE (Resource Conflict Institute)	Promotion of county rangeland conservation and protection. Institutional development Livestock value chain (breed improvement, pasture development) Livelihood diversification	Marigat	Need to formulate rangeland management plans.
	Self help africa (SHA)	Support communities in the promotion of environmental conservation e.g Catchment protection, promotion of livelihoods, Tree planting	Baringo South, Baringo North, Mogotio and Tiaty	Need for project expansion county wide to enhance conservation through an increase in tree cover.
	Food Agriculture Organisation (FAO)	Promotion of watershed management- Lake Baringo watershed management plan. Promotion of community land tenure. Land Governance and related Capacity Building	Kabarnet	Need to enforce environment and land related laws, policies and regulations.
	Action Aid			
	Northern rangeland trust (NRT)	Support community conservancies on Research, Conservation, Livelihoods, Entrepreneurship, Capacity building, Pasture establishment	Tiaty East and Baringo South sub County. Kaptuiya and Ruko Community conservancies	Supported the implementation of the CIDP Need to extend their support to other community conservancies.

According to the article 201 (a) of the constitution of Kenya, the process of consultations plays a major role in public participation in budget making process for incorporation of the needs into the sector requirements. Public participation is a sure way of building their confidence in the sector budget making process.

## 1.2 Sector/ Sub-sector achievements in the ADP year 2021/22

### General subsector priorities;

### Key summary achievements in sector/sub-sector

Budget allocation for the department in FY 2021/2022 was Kshs 111,167,173 to finance both Recurrent and Development expenditure. Of the allocation, Kes 23,934,809 and Kes 87,232,364 was for recurrent and development expenditure respectively.

The table below provides the performance of the department during the previous year of 2020/2021:

### Performance review for the previous ADP

<b>Programme Name: General Administration Planning and Support Services</b>						
<b>Programme Objective: To improve service delivery</b>						
<b>Programme Outcome: To provide policy and legal framework for efficient and effective management of the environment</b>						
Sub-programme	Key Outputs	KPI	Baseline	Planned Targets	Achieved targets	Remarks
			2020/2021	2021/2022	2021/2022	
General Administration, Planning and Support Services	Policy, legislations & regulation developed	Number of policies/regulations implemented and reviewed	4	2	3	
	CEC Renewed & operationalized	NO of CEC members appointed & gazetted	0	1	0	
		NO. of meetings held	4	4	2	
	Motor vehicle purchased	NO. of motor vehicles	3	1	0	
<b>Programme Name: : Environmental Conservation and Management</b>						
<b>Objective: To ensure a clean, healthy and protected environment for sustainable future of the people of Baringo County</b>						
<b>Outcomes: Improved livelihoods aimed at achieving vision 2030</b>						
Solid waste management	Dump site upgraded & operationalized	NO. of dumpsites upgraded &	1	1	0	

		operationalized				
	Eco toilet/public toilet developed	NO. of Eco toilet/public toilet developed	3	1	1	
		No. of refuse collection trucks purchased	2	1	0	
	Transfer stations purchased & installed	NO. of Transfer stations purchased	0	2	0	
	Public park established	NO. of Public park established	1	1	0	
	Green areas established in towns	No of towns greened	0	1	0	
<b>Name of Programme:</b> Natural resource conservation and management						
<b>Objective:</b> Conserve and manage the existing ecosystem functions while providing benefits to the society.						
<b>Outcome:</b> Sustainable development						
<b>Implementation of Devolved forestry functions (TIPS)</b>	Woodlots established in schools	NO. of woodlots established	0	2	0	
	Trees promoted & planted in farms & schools	NO. of Trees promoted & planted in farms & schools	80,000	200,000	700,000	

	Tree nurseries established	NO of Tree nurseries established	3	2	0	
	Community forests establishment protected & conserved	No of community forests conserved and protected  No of CFAs Formed and functional	0	1	1	
<b>Catchment, wetland &amp; spring protection</b>	Catchment, wetlands & springs conserved	NO. of sites conserved	2	4	7	
	Invasive species controlled	Area or NO. of sites with invasive species managed	1	1	0	
<b>Soil and water conservation</b>	Soil erosion controlled	NO. of sites/ Area conserved		3	0	
	Riparian area protected & conserved	NO. of riparian sites conserved	2	4	1	

<b>Renewable energy</b>	improved energy saving devices promoted	NO. of improved energy saving devices promoted	3050	500	360	
	Renewable energy technologies promoted	NO. of renewable energy technologies	0	1	0	
<b>Mining</b>	Mining and quarrying data base created	NO. of databases on quarries and mining sites	0	1	0	No fund allocation
<b>Programme Name: Climate Change Actions</b>						
<b>Programme Objectives: To promote climate change mitigation and adaptation in the county</b>						
<b>Programme Outcome: increase community adaptive capacity and resilience to climate change effects</b>						
<b>Climate change capacity building</b>	Community sensitized on climate change	No. of sensitization meetings held NO. of people sensitized	36 meetings	150	25	
	Staff trained on climate change	NO. of staff trained on climate change	2	4	5	
<b>Climate change mitigation</b>	Climate change mitigation measures promoted (agroforestr	NO. of mitigation measures	Ksh 8M	10M	6.2M	

	y, pasture, RWH, forestation, invasive sp. management	promoted				
<b>Climate change adaptation</b>	Climate change adaptation measures promoted	NO. of adaptation measures promoted	Ksh 2M	10M	0	
<b>Programme Name; Tourism Infrastructure Development</b>						
<b>Objective: Securing the wildlife habitat and tourist satisfaction</b>						
<b>Outcomes: Increased revenue generation from tourism industry</b>						
Equipping of conservancy headquarters.	Conservancy offices established & equipped	No of conservancies equipped with offices & staff houses	2	2	1	
Construction of Emsos Gate & sanitary facilities	Gate & sanitary facility constructed	NO. of Gate & sanitary facility constructed	0	1	0	
Relocation of Lobo Gate	Lobo Gate relocated	NO. of gates relocated	0	1	0	
Construction & equipping of tourism education centre	Equipped tourism education center	NO of tourism education centers equipped	0	1	0	
Dozing of Emsos - Lake Bogoria Road	lake bogoria Road dozed	KM of road dozed	42KM	16KM	16KM	

Construction of a pan dam inside Lake Bogoria (SosicheKongile 1)	Pan dam constructed	Volume of pan dam	0	1	0	
Establishing of camping and picnic sites	Camp & picnics sites developed	NO. Camp & picnics sites developed	1	2	0	
Procurement of Patrol/Safety motor boat in Lake Baringo	Patrol boat purchased	NO. of patrol boats purchased	0	1	0	
Construction of standard/Modern Reptile Park	Standard reptile park developed	NO. of Standard reptile park developed	0	1	0	
Construction of a public Beach	A public Beach Constructed	No.of public Beaches constructed	0	1	0	
Procurement of Radio communication Equipment	Increase surveillance , human wildlife conflict reporting, wildlife monitoring & routine situational reporting	NO. of radio communication equipment procured	0	4	0	
<b>Conservancy wildlife fund</b>	Community conservancies improved	NO. of Community conservancies improved	0	2	0	
<b>Programme Name: Tourism promotion and marketing</b>						

<b>Programme Objective:</b>						
<b>Programme Outcome:</b>						
Development of Geo- Park in all potential geological sites in the County.	Geoparks developed & branded	No. of Geo sites developed & branded.	0	Kshs 5M	0	
Protection and conservation of Lake Kamnarok	Lake Kamnarok protected & conserved	Area protected & conserved	0	Kshs 2M	0	
Lake Bogoria Community grant -10%	10% community grant in Lake bogoria provided	NO. of community beneficiaries	6M	6M	6M	

1.3 Analysis of capital and non-capital projects of the previous ADP (2021/20)

<b><i>Programme Name: General Administration Planning and Support Services</i></b>
<b><i>Programme Objective: To improve service delivery</i></b>
<b><i>Programme Outcome: To provide policy and legal framework for efficient and effective management of the environment</i></b>

Sub-programme	Key Outputs	KPI	Baseline	Planned Targets	Achieved targets	Remarks
			2020/2021	2021/2022	2021/2022	
<b>Programme Name: : Environmental Conservation and Management</b>						
<b>Objective: To ensure a clean, healthy and protected environment for sustainable future of the people of Baringo County</b>						
<b>Outcomes: Improved livelihoods aimed at achieving vision 2030</b>						
Solid waste management	Dump site upgraded & operationalized	NO. of dumpsites upgraded & operationalized	1	1	0	
	Eco toilet/public toilet developed	NO. of Eco toilet/public toilet developed	3	1	1	
		No. of refuse collection trucks purchased	2	1	0	
	Transfer stations purchased & installed	NO. of Transfer stations purchased	0	2	0	
	Public park established	NO. of Public park established	1	1	0	
	Green areas established in towns	No of towns greened	0	1	0	
<b>Name of Programme: Natural resource conservation and management</b>						
<b>Objective: Conserve and manage the existing ecosystem functions while providing benefits to the society.</b>						
<b>Outcome: Sustainable development</b>						
Implementation of Devolved forestry functions (TIPS)	Woodlots established in schools	NO. of woodlots established	0	2	0	
	Trees promoted & planted	NO. of Trees promoted &	80,000	200,000	700,000	

	<i>in farms &amp; schools</i>	<i>planted in farms &amp; schools</i>				
	<i>Tree nurseries established</i>	<i>NO of Tree nurseries established</i>	3	2	0	
	<i>Community forests established protected &amp; conserved</i>	<i>No of community forests conserved and protected</i>  <i>No of CFAs Formed and functional</i>	0	1	1	
<b><i>Catchment, wetland &amp; spring protection</i></b>	<i>Catchment, wetlands &amp; springs conserved</i>	<i>NO. of sites conserved</i>	2	4	7	
	<i>Invasive species controlled</i>	<i>Area or NO. of sites with invasive species managed</i>	1	1	0	
<b><i>Soil and water conservation</i></b>	<i>Soil erosion controlled</i>	<i>NO. of sites/ Area conserved</i>		3	0	
	<i>Riparian area protected &amp; conserved</i>	<i>NO. of riparian sites conserved</i>	2	4	1	
<b><i>Renewable energy</i></b>	<i>improved energy saving devices promoted</i>	<i>NO. of improved energy saving devices promoted</i>	3050	500	360	
	<i>Renewable energy technologies promoted</i>	<i>NO. of renewable energy technologies</i>	0	1	0	

<b>Mining</b>	<i>Mining and quarrying data base created</i>	<i>NO. of databases on quarries and mining sites</i>	<i>0</i>	<i>1</i>	<i>0</i>	<i>No fund allocation</i>
<b>Programme Name: Climate Change Actions</b>						
<b>Programme Objectives: To promote climate change mitigation and adaptation in the county</b>						
<b>Programme Outcome: increase community adaptative capacity and resilience to climate change effects</b>						
<b>Climate change capacity building</b>	<i>Communi ty sensitized on climate change</i>	<i>No. of sensitization meetings held NO. of people sensitized</i>	<i>36 meetin gs</i>	<i>150</i>	<i>25</i>	
	<i>Staff trained on climate change</i>	<i>NO. of staff trained on climate change</i>	<i>2</i>	<i>4</i>	<i>5</i>	
<b>Climate change mitigation</b>	<i>Climate change mitigation measures promoted (agrofore stry, pasture, RWH, forestatio n, invasive sp. managem ent</i>	<i>NO. of mitigation measures promoted</i>	<i>Kshs 8M</i>	<i>10M</i>	<i>6.2M</i>	
<b>Climate change adaptation</b>	<i>Climate change adaptatio n measures promoted</i>	<i>NO. of adaptation measures promoted</i>	<i>Ksh 2M</i>	<i>10M</i>	<i>0</i>	
<b>Programme Name; Tourism Infrastructure Development</b>						
<b>Objective: Securing the wildlife habitat and tourist satisfaction</b>						
<b>Outcomes: Increased revenue generation from tourism industry</b>						
<i>Equipping of conservancy</i>	<i>Conserva ncy</i>	<i>No of conservanci</i>	<i>2</i>	<i>2</i>	<i>1</i>	

<i>headquarters.</i>	<i>offices established &amp; equipped</i>	<i>es equipped with offices &amp; staff houses</i>				
<i>Construction of Emsos Gate &amp; sanitary facilities</i>	<i>Gate &amp; sanitary facility constructed</i>	<i>NO. of Gate &amp; sanitary facility constructed</i>	<i>0</i>	<i>1</i>	<i>0</i>	
<i>Relocation of Lobo Gate</i>	<i>Lobo Gate relocated</i>	<i>NO. of gates relocated</i>	<i>0</i>	<i>1</i>	<i>0</i>	
<i>Construction &amp; equipping of tourism education centre</i>	<i>Equipped tourism education center</i>	<i>NO of tourism education centers equipped</i>	<i>0</i>	<i>1</i>	<i>0</i>	
<i>Dozing of Emsos - Lake Bogoria Road</i>	<i>lake bogoria Road dozed</i>	<i>KM of road dozed</i>	<i>42KM</i>	<i>16KM</i>	<i>16KM</i>	
<i>Construction of a pan dam inside Lake Bogoria (SosicheKongilel)</i>	<i>Pan dam constructed</i>	<i>Volume of pan dam</i>	<i>0</i>	<i>1</i>	<i>0</i>	
<i>Establishing of camping and picnic sites</i>	<i>Camp &amp; picnics sites developed</i>	<i>NO. Camp &amp; picnics sites developed</i>	<i>1</i>	<i>2</i>	<i>0</i>	
<i>Procurement of Patrol/Safety motor boat in Lake Baringo</i>	<i>Patrol boat purchased</i>	<i>NO. of patrol boats purchased</i>	<i>0</i>	<i>1</i>	<i>0</i>	
<i>Construction of standard/Modern Reptile Park</i>	<i>Standard reptile park developed</i>	<i>NO. of Standard reptile park developed</i>	<i>0</i>	<i>1</i>	<i>0</i>	
<i>Construction of a public Beach</i>	<i>A public Beach Constructed</i>	<i>No. of public Beaches constructed</i>	<i>0</i>	<i>1</i>	<i>0</i>	
<i>Procurement of Radio</i>	<i>Increase surveillance, human</i>	<i>NO. of radio communication</i>	<i>0</i>	<i>4</i>	<i>0</i>	

<i>communication Equipment</i>	<i>wildlife conflict reporting, wildlife monitoring &amp; routine situational reporting</i>	<i>ion equipment procured</i>				
<b>Conservancy wildlife fund</b>	<i>Community conservancies improved</i>	<i>NO. of Community conservancies improved</i>	0	2	0	
<b>Programme Name: Tourism promotion and marketing</b>						
<b>Programme Objective:</b>						
<b>Programme Outcome:</b>						
<i>Development of Geo-park in all potential geological sites in the County.</i>	<i>Geoparks developed &amp; branded</i>	<i>No. of Geo sites developed &amp; branded.</i>	0	<i>Kshs 5M</i>	0	
<i>Protection and conservation of Lake Kamnarok</i>	<i>Lake Kamnarok protected &amp; conserved</i>	<i>Area protected &amp; conserved</i>	0	<i>Kshs 2M</i>	0	
<i>Lake Bogoria Community grant -10%</i>	<i>10% community grant in Lake bogoria provided</i>	<i>NO. of community beneficiaries</i>	6M	6M	6M	

#### 1.4 payments of grants, benefits and subsidies

**Table 1: payments of grants, benefits and subsidies**

<b>Type of payment (e.g. Education bursary, biashara fund etc.)</b>	<b>Budgeted amount (ksh.)</b>	<b>Actual amount paid (ksh.)</b>	<b>Beneficiary</b>	<b>Remarks*</b>
10% Lake Bogoria Grant	6,000,000	4,000,000		

#### 1.5 Challenges experienced during implementation of the previous ADP

This section should provide detailed information on the challenges experienced by the county during the implementation of the previous plan. This may include: capacity, funding, legal, policy,

risk preparedness etc.

The challenges facing the environmental, natural resources, tourism and wildlife sub-sector are prioritized as follows;

- i) Low funding and total lack of funding for some programmes/projects have particularly affected project outcomes. The sub-sector of environment and natural resources has no say in the outcome of the supplementary budget which has greatly affected its output and performance.
- ii) Non alignment of Departmental assembly committees to the respective executive.
- iii) Lack of office operation funds for the sub-counties and field posts.
- iv) Inadequate office space at the headquarter and sub-counties
- v) Inadequate transport and especially for field operations, forest and park patrols
- vi) Insecurity in some parts of the County halted projects' implementation
- vii) Human wildlife conflict without compensation, especially elephants and snakes
- viii) Lack of designated/Legal dumping sites in all the sub county headquarters and up-coming urban centres.
- ix) Lake Bogoria and Kapnarok National Reserves Boundary issue yet to be solved.
- x) Emergence of COVID 19 Pandemic.
- xi) Lack of interdepartmental synergy.
- xii) Wide spread of encroachment of public utilities and green spaces.
- xiii) Inadequate enforcement of the existing laws, regulations and policies.

#### 1.6 Lessons learnt and recommendations

Lessons learnt:

- Timely development of Bill of quantities to avoid delays in projects/programmes implementation.
- All Public utilities need to be repossessed by the government through National Lands Commission.
- Enhance civic Education/Public Participation to all projects areas/sites.
- Operationalize departmental workplans to facilitate ease in data collection and analysis.
- Periodic departmental consultative meetings.
- Need to align County spatial plan, physical plan natural resource legislative frameworks.

#### **Way forward**

Development of policies, Regulations and laws in all department's critical sectors i.e natural resource, mining solid waste management, Environmental Conservation and Tourism.

Seek for political good will during projects Identification, Budgeting, commissioning and decommissioning.

Improvement of interdepartmental synergy in projects planning and implementation.

An integrated natural resource management framework for intra and inter county planning and implementation of programmes and projects.

Enhanced partnerships among Stakeholders, Community and the development partners.

Recruitment of Staff in enforcement to enhance natural resource protection and replacement of retirees.

Alignment of the assembly departmental committees

### **3.2.4 Agriculture, Livestock and Fisheries Development**

#### **Introduction**

Agriculture is one of the key sectors that drive the socio- economic development of Baringo County. However, the sector still faces numerous challenges in trying to upscale productivity, these challenges including unaffordable farm inputs such as fertilizers, seeds and chemicals, inadequate agricultural extension services, weak market linkages, reliance on rain fed agriculture and inadequate funding for establishment of necessary agricultural infrastructure such as establishment of value addition facilities.

The sector is currently implementing Agriculture Sector Development Support programme 11 (ASDSP 11) financed by GoK, Sweden and European Union through the Ministry of Agriculture, Livestock, Fisheries and Co-operatives; with counterpart funding from the County government, Kenya climate smart agriculture programme (KCSAP) financed by World bank, GoK, with counter funding from the County government, IDEAS with funding from European Union, GoK , with counter funding from the County government and Drought resilience and sustainable livelihoods programme (DRSLP) financed by African Development Bank and GoK through the Ministry of Agriculture, Livestock, Fisheries and Co-operatives.

The department of Agriculture, Livestock and Fisheries comprises of four directorates of Agriculture, Livestock production, Veterinary services and Fisheries development. Each of the directorates has its own functions to perform but all geared towards one vision of making Baringo County a food secure and wealthy County anchored in vibrant, innovative and competitive agricultural sector. The department also has two semi-autonomous institutions; Agricultural Mechanization Services (AMS Marigat) and Agricultural Training Services (ATC Koibatek).

The programmes of financial year 2023/2024 in the agriculture sector have been prioritized based on magnitude of impact, multiplier effect and the sector challenges in the County and aligned to Baringo county CIDP 2023-2027. The distribution of the projects is based on agro ecological suitability, equity and equitable distribution of resources.

The projects presented for the ADP 2023-2024 aimed at increasing household food security, nutrition, and incomes and to address the challenges brought by Covid 19 pandemic and high inflation of food products. It is imperative to learn that some flagship/transformational programs such as pasture production and conservation, Apiculture, fruit and horticulture production, coffee development, livestock upgrading and aquaculture continue to be replicated across the county due to its multiplier effects on farmers' incomes and its contribution to building farmers resilience to adverse effects of climate change.

The ADP focuses on completion of ongoing/roll over/stalled projects to ensure value for money is achieved and beneficiaries enjoy the benefits. The ADP 2023/2024 requires an investment of **KES 735,500,000**. These funds will be provided by Baringo County Government and development partners for effective implementation of the projects.

### **Vision**

To be a food secure and wealthy County anchored in vibrant, innovative and competitive agricultural sector.

### **Mission**

To promote sustainable and competitive agricultural sector through creation of an enabling environment and provision of effective support services, sustainable natural resources management for enhanced food security, incomes and employment.

### **Mandate**

To promote, regulate and facilitate food production, livestock improvement and disease control

### **Strategic Objectives**

The strategic objectives of the sector include:

- i. To Increase crop, livestock, fish production and productivity through appropriate technology for food security
- ii. To Increase market access through promotion of value addition and development of standards along the value chains;
- iii. To prevent and control crop, livestock, fish pests and diseases
- iv. To Enhance community participation in drought resilience and climate change adaptation
- v. To develop institutional and legal framework and increase participation of stakeholders in the sector

### **Agricultural sector contribution to Baringo GCP**

#### **Primary Economic Activities and Performance**

Baringo households are exclusively engaged in agriculture and pastoralism as the primary economic activity contributing to poverty reduction and employment in rural areas. The agriculture sector contributed 60% of the GCP (Kenya Economic report, 2020).The economy of the county is mainly agro-based.

### **KEY PRODUCTION STATISTICS AND TRENDS IN THE AGRICULTURE SECTOR**

Baringo County government continues to invest in agricultural infrastructural development in an effort to boost agricultural development. The county constructed and completed 1.2 tons coffee mill at a cost of KES 100M, milk processing at KES 50M and Maoi slaughter and satellite slaughter houses at KES 200M are soon to be completed. This will substantially increase farmer incomes and also create employment opportunities for the youth.

### **Main crops grown**

The main food crops grown are maize, pigeon peas, beans, Irish potatoes, sweet potatoes, sorghum, cassava and finger millet while the cash crops are coffee, cotton, macadamia and pyrethrum. Beans and maize cover the largest acreage in the county while Irish potatoes and garden peas cover the lowest acreage. Maize and beans are mainly grown in the highlands while finger millet and sorghum are grown in the lowlands. The crops such as such as sorghum, green grams which are drought resilient are being promoted by Kenya climate smart agriculture programme and other stakeholders such as Self Help Africa.

### **Hectares under food crops and cash crops**

Baringo achieved 36,309 hectares under maize in 2021 as compared to 29,998 in 2020. The increase in maize hectares was attributed to favourable weather conditions and maize seed subsidy programme by Acted Kenya. In 2021, the county realized approximately 73,676 tonnes of maize worth Kshs. 1.6 billion (crops validated data report 2021). The area under beans was 16, 920 hectares with a yield of 18,271 tons realized. The area under coffee has increased to 5,098 acres in 2021 and the production improved from 5kgs to 8 kgs per tree due to increased promotion, improved coffee extension and management by farmers and availability direct market in Korea.

### **Post-harvest management of crop produce**

Most farmers widely use traditional granaries to store cereal harvests for subsistence. The county served by the National Cereals and Produce Board, which has five depots in the county that are located in Eldama Ravine, Tenges, Marigat, Kimalel and Kabarnet. The county has constructed a cereal store in Mochongoi, Kewangoi and Bartolimo. The stores will assist farmers to store surplus produce and therefore minimize post harvest losses in the county.

### **Livestock production and value addition**

The County has a huge livestock resource base estimated at more than 3 million consisting of cattle, sheep, goats, camels and poultry (Baringo Livestock statistics Report 2021). In 2019, 32,109,191 kilograms of milk, 2,207,937 kilograms of meat and 859,486 kilograms were produced in the county (Livestock validated data report 2021)

The main cattle breeds kept in the county are the East African Zebu Cattle in the lowlands and exotic cattle in the highlands of Baringo Central and Koibatek Sub-Counties. Other activities include beekeeping and honey production, hides and skins.

To improve on income and livelihood diversification, the county government supports programmes on value addition in honey, meat, and livestock upgrading, Livestock disease management and improving of forage pasture quality.

#### Fisheries Activities

Baringo county is well endowed with fisheries resources. Major fishing activities occur in Lake Baringo, Lake 94 and Kapnarok, major water dams and individual farmer ponds across the County.

Lake Baringo is the leading source of fish in Baringo county. It contributes close to 90% of total fish landed. Approximately 250 tonnes were landed in 2021 and earned the fishermen Ksh 80 million. Lake Baringo has six gazette landing beaches namely Kampi ya Samaki, Ngenyin, Loruk, Komolion, Kiserian and Salabani.

There are 200 artisanal fishermen operating in the lake using small wooden canoes. Five fish species are exploited on a commercial basis namely Tilapia (*Oreochromis niloticus baringoensis*), African lung fish (*Protopterus ethiopicus*) catfish (*Clarias gariepinus*), barbus species (*Barbus intermedius*) and Labeo. Currently, landings of Lung fish constitute 60 - 70 percent of the annual landings. This makes the species a major contributor to revenues earned locally. According to Kenya Marine and Fisheries Research, the lake has a potential of producing 600 tonnes if good management practices are adopted.

#### **Dam fisheries**

Baringo County Government stocked 32 out of 97 community water dams with tilapia and catfish fingerlings. This fishery had not been fully exploited before despite its huge potential of producing tonnes of fish besides creating employment to the locals living around those dams. Currently organized fishing activities have started taking place in 10 of those stocked dams and contribute approximately 0.2% of the County annual fish production. Besides that, the County has stocked Chemususu dam in Eldama Ravine to promote sport fishing.

#### Aquaculture

There are 851 fish ponds in the county. 546 are active. Production from aquaculture accounts for approximately 20 - 30% of total annual fish production in the county (about 32 tonnes) in 2021. The interest to venture in fish farming has been increasing in other sub-counties such as Marigat, Baringo Central and Baringo North. Fish production from aquaculture is expected to increase as a result of the present increase in demand for fish given that fish production from the lakes has been on the decrease.

## ANALYSIS OF BUDGET ALLOCATIONS VERSUS EXPENDITURE IN THE DEPARTMENT

Baringo County Government remains the largest funder of agricultural projects. In FY 2021-2022 the department is allocated 10.8% of the total County's Budget. The operations and maintenance budget for the department is KES 14,869,781 which is very low for the department to operate optimally and deliver agricultural extension services to farmers for increased crop productivity.

### Expenditure per economic classification

Economic Classification	Financial Year 2021/2022		
	Approved Budget	Expenditure	Absorption Rate
Recurrent	257,089,813	250,000,000	97.2%
Development	516,229,330	224,378,486	43.5%
<b>Total</b>	<b>773,319,143</b>	<b>474,378,486</b>	<b>61.3%</b>

### Payments of Grants, Benefits and Subsidies

Type of payment.	Budgeted Amount (Ksh.)	Actual Amount paid (Ksh.)	Beneficiary	Remarks*
Counter funding for EU IDEAS LED project grant	5.0M	5.0M	BCG	For completion of MAOI slaughter house
Counter funding for ASDSP project grant	5.0M	5.0M	BCG	Project to support development of livestock value chains(meat goat, dairy and honey value chains)
Counter funding for Kenya climate smart project grant	5.0M	5.0M	BCG	Project to promote climate smart technologies among the Baringo farming community

### Challenges experienced during implementation of the previous ADP

- Inadequate funds for early project preparation including data collections, designs, BQs, EIA and feasibility studies.
- Withdrawal funds for ongoing projects during supplementary budget
- Phased projects that delay project completion hence delays clients deriving maximum utility from the project on time
- Some contractors not having adequate capacity to undertake high magnitude projects resulting in project delay and huge roll over projects.
- Inadequate staff to implement projects
- Inadequate transport facilitation for field extension activities and monitoring
- Lack of public land for community prioritized projects.

### Lessons learnt and recommendations

Key achievements in the Department of Agriculture, Livestock and fisheries in FY 2020/2021 and 2021/2022

- Completion and operationalization of 1.2-ton capacity coffee mill at Katimok.
- Distribution of 100,000 coffee seedlings to farmers, increasing hectarage to 5,089 acres
- Distribution of mangoes seedlings, pawpaws, avacados and macadamia seedlings to increase area of fruit production
- Supply of fingerlinks and supplementary feeds to enhance fish farming
- Distribution of 30,000 one month old poultry chicks to farmers.
- Construction of 1 milk processing plant (50,000 litres/day) ongoing in Eldama ravine sub county (project phased)
- Upgrading of livestock through establishment of bull schemes across the County.
- Construction/rehabilitation of 83 cattle dips for improved vector control.
- Construction Maoi and satellite slaughter houses to boost value addition of meat
- 3 Vaccination programs carried out against FMD, PPR, CCPP and rabies

**Summary of Sector/ Sub-sector Programmes in the previous ADP-2021-2022**

<b>Programme Name: Crop Production and Management</b>					
<b>Objective: To increase crop productivity and production.</b>					
<b>Outcome: Increase food and nutrition security and household income.</b>					
<b>Sub Programme</b>	<b>Key Outcomes/ Outputs</b>	<b>Key performance indicators</b>	<b>Planned Targets</b>	<b>Achieved Targets</b>	<b>Remarks*</b>
Coffee development	Increased area under coffee	Number of coffee seedlings purchased and distributed to farmers	13,333	13,333	seedlings delivered and distributed to farmers

	coffee mill constructed	coffee mill completed	1	1	Completed and operationalized
	Rehabilitation of coffee factories	Number of coffee factories rehabilitated	2	2	Kabimoi and kapkawa factories rehabilitated
Horticulture development	Increased acreage under fruit trees,	Number of Seedlings delivered and distributed	mangoes-10941 pawpaw-1000 passion-1000	mangoes-10941 pawpaw-1000 passion-1000	The seedlings were delivered and distributed
Horticulture/ coffee development	Affruitation(macademia & coffee)-Tenges ward	Number of Seedlings delivered and distributed	Coffee-25,000, macademia-2778	Coffee-25,000, macademia-2778	The seedlings were delivered and distributed
Post harvest management	Completion of Kewangoi Cereal Store	1 Cereal store constructed	1	1	Completed and handed over for community use
	Completion of Bartolimo Cereal Store	1 Cereal store constructed	1	1	Completed and handed over for community use
General Administrative servicers	Completion of ATC guest house	1 guest house constructed	1	1	Phased project-on going

**Program name. Fisheries Development**

**Objective. To promote sustainable fisheries production and productivity**

**Outcomes; Increased fish production, better fish habitats and improved value addition of fisheries products**

Sub program	Key outputs	Key performance indicators(output)	Planned targets	Achieved targets	Remarks
Capture fisheries development	Fingerlings purchased for restocking dams and supplementary feeds	Number of fingerlings purchased for restocking dams	100,000 fingerlinks, 2 tonnes of feeds	100,000 fingerlinks,2 tonnes of feeds	Supplied and distributed countywide

**Program name. Livestock development and management**

**Objective. To increase livestock productivity and production**

**Outcomes; Increased food and nutrition security and household income**

Sub program	Key outputs	Key performance indicators(output)	Planned targets	Achieved targets	Remarks
-------------	-------------	------------------------------------	-----------------	------------------	---------

Livestock upgrading	Dorper rams and galla bucks purchased and distributed to farmers.	Number of dorper rams and galla bucks purchased and distributed to farmers.		574 galla bucks	Supplied and distributed to farmers countywide.
	Sahiwal bulls purchased and distributed to farmers	Number of Sahiwal bulls purchased and distributed to farmers.		250	Supplied and distributed to farmers countywide.
	One month old chicks purchased	No. of chicks purchased		17,142	Supplied and distributed to farmers countywide
Livestock marketing development	Renovation of Barwessa sale yard	Barwessa sale yard renovated	1	1	Completed
Livestock products value addition and Meat hygiene.	Completion of MAOI slaughter house	MAOI slaughter house completed	1	1	Ongoing done-project supported by EU grants.
	Construction of milk processing plant in Eldama ravine	Eldama Ravine milk processing plant completed.	1	1	Installation of equipments/machine on going
	Completion of Loruk, Barwessa and Ngendalel slaughter houses	Number of slaughter houses completed	3	3	98% complete
Livestock disease management-vector control	Construction and rehabilitation of cattle dips	Number of dips constructed and operationalized	83	30	Quite a number of constructions are on rollover due challenges of land availability

#### Analysis of Capital and Non-Capital projects of the Previous ADP 2021-2022

Program: Crop development and management.								
S/N o	Project Name & Location	Project objective	Output	Performance indicator	Status based on indicator	Planned cost	Actual cost	Source of funds
1	Cash/industrial crops development-coffee development-	Increased area under coffee production	130,000 Coffee seedlings purchased and distributed to farmers	Number of coffee seedlings purchased and distributed to farmers	100 % complete	1.5M	8.5M	BCG

	Countywide except Tiaty sub county.		Coffee mill constructed and operational	Coffee mill constructed	100% complete	100M	100M	BCG & Korea Aid
2	Horticulture development	Increased area under fruit production and farmer incomes	mangoes-10941 pawpaw-51,000 Passion-1000 seedlings procured and distributed to farmers.	Number of seedlings	100% complete	10M	10M	BCG
3	Horticulture/ coffee development Affruitation(macademia & coffee)-Tenges ward	Increased area under fruit production and farmer incomes	Coffee-25,000, macademia- 2778	Number of seedlings	100% complete	2.5M	2,5M	BCG
5	Post harvest management, Completion of Kewangoi Cereal Store	Improve post harvest handling of maize	1 Cereal store constructed	Bartolimo Cereal store constructed	100%	4.8M	4.8M	BCG
6	Completion of Bartolimo Cereal Store	Improve post harvest handling of maize	1 Cereal store constructed	Bartolimo Cereal store constructed	100%	5M	5M	BCG
7	Completion of ATC guest house				60%	19.8M	19.8M	BCG
8	Renovation of ATC rooms				100%	4 M	4M	BCG
9	Construction of six door toilet				100%	1.2M	1.2M	BCG
10	Completion of borehole and construction of storage tank-water harvesting at ATC.			ATC koibatek infrastructure improved.	100%	3.2M	2.25M	BCG
<b>Program: Livestock development and management.</b>								
1	Livestock upgrading	To increase livestock productivity	Dorper rams and galla bucks purchased and distributed to farmers.	Number of dorper rams and galla bucks	100%	13M	15M	BCG

		and production		purchased and distributed to farmers.				
			Sahiwal bulls purchased and distributed to farmers	Number of Sahiwal bulls purchased and distributed to farmers.	100%			BCG
			Purchase of one month day chicks	Number of one month old chicks distributed	100%			BCG
2	Livestock extension support	To improve livestock extension service delivery	6 laptops and accessories purchased and in use	Number of ICT equipments procured and in use by department	100% complete	0.8 M	0.8 M	BCG
3	Livestock market development	To increase access to markets for livestock and livestock products	Barwessa sale yard renovated	Renovation of Barwessa sale yard.	100%	500,000	500,000	BCG
4	Livestock products value addition	To increase access to markets for livestock and livestock products through value addition.	MAOI slaughter house completed	Completion of MAOI slaughter house.	80%	141 M	141 M	BCG and EU grant
			A milk processing plant constructed in Eldama ravine	Eldama Ravine milk processing plant completed.	70%	5M	5M	BCG
			3 slaughter houses completed(Barwessa, Loruk and Ngendale)	Number of slaughter houses	90%	8M	8M	BCG
5	Livestock disease management-vector control	To reduce livestock disease incidences.	7 cattle dips Constructed and rehabilitated(Rondoni n, sinende,matepei, oriswe, mugurin and kapkoiwo)	Number of cattle dips constructed/ rehabilitated	Sourcing	7.1M	7.1M	BCG

		To reduce livestock disease	Purchase of acaricides	Number of animals free from vector borne diseases	100%	2.5M	2.5M	BCG
		To reduce livestock disease	Purchase of vaccines	Number of animals vaccinated	At sourcing	8M	8M	BCG
<b>Program: Fisheries development and management.</b>								
	Capture fisheries development	To increase productivity and fish production	100,000 fingerlings & 2 tons supplementary feeds purchased	Number of fingerlings, Tons of feeds	100% complete	4M	4M	BCG

**PENDING PROJECTS SINCE 2013-2017-2019-2020-2021-22**

S/No	PROJECT NAME	LOCATION	START YEAR	END YEAR	% COMPLETION	CHALLENGES	SOLUTION
<b>Agriculture Department</b>							
	Construction of ATC guest house	Lembus Pekerra	2016/2017	2018/2019	80	Contractor slow due late payments	Allocate adequate funds
<b>Livestock Department</b>							
	Construction and installation of milk cooler house in Baringo North	Baringo North, Kabartonjo, Roots Exchange Ltd	August 2014	June 2015	20%	The contractor abandoned the site	Sourcing for another contractor
2.	Construction of a milk processing plant	Lembus Perkerra – Eldama Ravine	Sept. 2015	June 2016	80%	Inadequate fund allocation	Allocate adequate funds
<b>Fisheries Department</b>							
1	Completion of Eming fish feed pelletizing plant	Mogotio	August 2014	June 2016	70%	Inadequate fund allocation	Allocate more resources for completion
<b>Veterinary Department</b>							
1	Completion of Sambaka cattle dip.	Baringo south-Mochongoi	July 2016	June 2017	Tendering	Inadequate funding	Increase funding

2	Completion of Eldume cattle dip.	Baringo south-Ilchamus	July 2016	June 2017	Tendering	Inadequate funding	Increase funding
3	Completion of Losampurpur cattle dip.	Baringo south-Ilchamus	July 2015	June 2016	98%	Leakage due to dip tank cracks	To be re-tender - contractor not paid
4	Completion of Lorok cattle dip.	Baringo south-Mukutani	July 2015	June 2016	98%	Submerged due to lake 94	To be relocated - money availed in the FY 22-23 at 1M
5	Purchase of land for Kutabei cattle dip	Baringo Central-Ewalel chap chap	July 2017	June 2018	land surveying /evaluation	Lack of Budget and Access to surveyors and land valuers	Allocate funds for surveying /land valuation
6	Purchase of land for Tumek cattle dip	Baringo Central-Tenges	July 2017	June 2018	land surveying /evaluation	Lack of Budget and Access to surveyors and land valuers	Provide and fund surveying /land valuation
7	Completion of Kaisoo cattle dip.	Baringo Central-Tenges	July 2016	June 2017	land surveying /evaluation	Lack of Budget	Reinstate the budget
8	Construction of Nyalilbuch cattle dip.	Baringo Central-kapropita	July 2015	June 2016	20%	Community legal tussles on land resolved	Awaiting award/site handing over
9	Completion of Chebukar cattle dip	Baringo North-Barwessa	July 2015	June 2016	30%	Flooding and contractor absconding	Re-tendered.
10	Construction of Kabarbet cattle dip	Baringo North-Barwesa	July 2014	June 2015	20%	NEMA issues and inadequate fund allocated.	Allocate more budget
11	Construction of koisaram cattle dip	Mogotio-kisanana	July 2016	June 2017	Tendering	Contract Awarded- funds removed during 1 <sup>st</sup> 14supplementary 20/21	Funds reinstated in the FY 2022-23- awaiting re-tendering
12	Construction of kaplegich cattle dip	Mogotio-kisanana	July 2015	June 2016	Tendering	Inadequate funding	Funds allocated in the FY 2022-23 - awaiting tendering
13	Construction of Bartulgel	Mogotio-Mogotio	July 2015	June 2016	10%	Land ownership issues and Contract had been Awarded-	Reinstate funds and land

						funds removed during 1 <sup>st</sup> supplementary budget 20/21	ownership issues to be resolved
16	Rehabilitation of Logiri cattle dip	Mogotio-Mogotio	July 2016	June 2017	Tendering	Low funding	Funds allocated in the FY 2022-23 - awaiting tendering
17	Construction of Kaposgei cattle dip	Mogotio-kisanana	July 2017	June 2018	20%	Contract Awarded- funds removed during 1 <sup>st</sup> supplementary budget 20/21	Ongoing -Funds reinstated 2021-22
18	Construction of Tokeito cattle dip	Koibatek-Lembus kwen	July 2017	June 2018	20%	Land suitability	Awarded -2021-22 issues resolved
19	Completion of Adomoyan	Tiaty-Loyamorok	July 2015	June 2016	70%	Insecurity concerns and Low funding	Increase funding
20	Completion of Loyeya cattle dip	Tiaty-Tangulbei	July 2016	June 2017	90%	Low funding	Increase funding
21	Completion of Chepanda cattle dip	Tiaty-Ribkwo	July 2015	June 2016	50%	Insecurity concerns and Low funding	Avail funds for finishing remaining structures
22	Completion of Apakiso cattle dip	Tiaty-Ribkwo	July 2015	June 2016	60%	Insecurity concerns and Low funding	Avail funds for insertion of a steel or renovation of the dip tank
23	Completion of Toplen cattle dip	Tiaty-silale	July 2016	June 2017	80%	Insecurity concerns and Low funding	Avail funds in the budget and increase for finishing remaining works
24	Completion of Kangoria cattle dip	Tiaty-silale	July 2015	June 2016	80%	Insecurity concerns and Low funding	Avail funds in the budget and increase for finishing pending works
25	Construction of Che mukutani cattle dip	Tiaty-Kolowa	July 2016	June 2017	Awarded	Insecurity concerns and Low funding	Site handed over
26	Completion of Parkaren cattle dip	Baringo south-Ilchamus	July 2016	June 2017	70%	Reallocation of funds	Funds allocated - 2021-22

27	Construction of slaughter house at Barwessa	Baringo North-Barwessa	July 2013	June 2017	90%	Inadequate funds allocation, poor access road and fence .Project phased	Allocate funds for project completion
28	Construction of matepei Cattle dip	Mogotio	July 2020	June 2021	Awarded		Awaiting signing of contract - site handing
29	Renovation of Mugurin Cattle dip	Mogotio-Kisanana	July 2020	June 2021	Tendering	Awating award	Release tender results
30	Completion of Chepyorgin cattle dip	Mogotio-Emining	July 2019	June 2020	Awarded	Dip cracked	Insertion of steel tank
32	Supply of A.I Services (flagship)	County wide	July 2020	June 2021	Tendering		Release tender results
33	Completion of Rondonin cattle dip	Baringo north-saimo soi	July 2019	June 2020		Funds removed during 1 <sup>st</sup> supplementary budget 20/21	Reinstate funds
34	Completion of Sarakea cattle dip	Mogotio-Emining	July 2019	June 2020	Requisition initiated	Low funds	Ongoing
35	Renovation of Emkwen Cattle dip	Eldama ravine-Majimazuri	July 2020	June 2021	Tendering		Release tender results
36	Purchase of land Oldebes Cattle dip	Mogotio-Mogotio	July 2016	June 2017	land surveying /evaluation	Lack of Budget and Access to surveyors and land valuers	Avail funds for land surveying /evaluation

### 3.2.5 Lands, Housing and Urban Development

#### Background information

The Department of lands housing and urban development is mandated to ensure proper land use management , notably: lands policy and management; physical planning; land survey and mapping; land adjudication; settlement matters; rural settlement planning land reclamation; land registration; county spatial infrastructure; land and property valuation services, administration and land information systems.

#### Vision

Provision of effective, efficient and transparent services related to Land, Housing and Urban development in Baringo.

## **Mission**

To promote, co-ordinate and implement integrated social economic policies and programs in the management of Land, Housing and Urban Development in Baringo.

## **Strategic Objectives**

The strategic objectives of the department of lands are as follows:

- To development and ensure implementation of land use policies.
- To ensure proper spatial planning and regulation.
- To generate, maintain and disseminate accurate land and geographical data
- To promote secure land tenure.
- To ensure sustainable land use
- To enhance management of land information and updating of land records
- To support administration of government trust land
- To ensure proper solid and liquid waste management within the urban areas.
- To provide basic infrastructural and social services within the towns.
- To promote proper urban planning and development control.

## **Strategic Priorities-2023/2024**

- Development of County Land Information Management system (LIMS) - Digitization and updating of land records.
- Preparation of Integrated urban development plan for Marigat Town
- Cadastral survey of major urban areas
- Delimitation/delineation of market centres
- Planning of trading centres and Issuance of allotment letters for the planned areas.
- Purchase of Software and maintenance of GIS Lab.
- Fencing and documentation of all public utilities in major urban areas.
- Construction of new housing units in the sub-county headquarters and relocation of existing housing units in Kabarnet Municipality.
- Installation of solar panels in Eldama Ravine Town Offices
- Installation of bio digesters in Kabarnet Municipality and Eldama Ravine towns for solid waste management.
- Increased storm water drainage in Kabarnet and Eldama Ravine Towns.
- Increased Cabro works in Kabarnet and Eldama Ravine Towns.
- Improvement of Non-Motorized transport in major towns

- Installation of Assorted Litter Bins and Transfer stations for solid waste management in major towns
- Opening of access roads in major urban areas.
- Acquisition of land for industrial parks, recreational parks, public utilities.
- Identification, mapping, documentation and fencing of the public utilities in Major Urban areas.
- Demarcation and adjudication of unregistered land – Bartabwa,Saimo Soi, Kapkiamo Kasaka ,Kibungor among. Others.

### Review of the previous ADP (2021/2022)

Programme – Eldama Ravine Urban development Services					
Objective – Improvement of Urban Infrastructure & Services					
Sub Programme	Key Outcomes/ Outputs	Key performance indicators	Planned Targets	Achieved Targets	Remarks*
Cabro works	Improved parking spaces	No of M <sup>2</sup>	10,000 m <sup>2</sup>	0	No budget
Maintenance of building-painting	Improved Buildings	No of M <sup>2</sup>	40 Units	0	No budget
Non-Motorized transport(walk ways)	Improved Safety	No of M <sup>2</sup>	10,000 m <sup>2</sup>	0	No budget
Establishment of recreational park	Improved aesthetics	No of Parks	1	1	Under construction (KUSP)
Construction of Signage's	Improved Safety	No of Signages	10	0	No budget
Improvement of drainage system	Improved Storm water drainage	Km of drainages	3 km	0	No budget
Installation of floodlights	Improved Safety and business environment	No of Flood lights	10	8	No budget
Renovation/repair of Market	Improved business environment	No of Markets	2	0	No budget
Installation of Street lighting	Improved Safety and	No of Streetlights	10 KM	0	No budget

	business environment				
Acquisition of an Exhauster	Improved waste Disposal	No of Exhausters	2	0	No budget
Fencing of Government property.	Improved safety of public properties	No of Properties	3	0	No budget
Establishment of Urban area courts	Improved administration of Justice	No of Courts	1	0	No budget
Construction of shoe shiner and market Stalls	Improved business Areas	No. of stalls	60 Units	0	No budget
Beautification and tree Planting	Improved greening	No. of trees planted	3000 trees	0	No budget
Opening Of New Roads	Improved Access	No. of new roads opened	4km	0	No Budget
<b>Programme - Kabarnet Urban development Services</b>					
<b>Objective - Improvement of Urban Infrastructure &amp; Services</b>					
Cabro works	Improved safety and beautification	No. of Square metres covered	10,000 m <sup>2</sup>	0	No budget
Maintenance of building-painting	Improved safety	No. of units renovated	98 Units	0	No budget
Non-Motorized transport(walk ways)	Improved storm water management	No. of km of walk ways developed	5km	0	No budget
Purchase of fire engine		No. of fire engines purchased	1	1	Achieved - Fire truck purchased for Kabarnet Municipality There is 15.4M pending bill
Establishment of recreational park	Improved aesthetics	No of Parks	1	1	Under construction (KUSP)
Construction of Signage's	Improved Safety and beauty	No. of Signages constructed	10	0	No Budget

Improvement of drainage system		No of Km of drainage channels improved	6 km	0	No Budget
Installation of floodlights	Improved Access	No. floodlights installed	10	0	No Budget
Construction of town offices	Improved Sanitation	No. of offices established	1	0	No Budget
Renovation/repair of Market, kabarnet stage and other county premises.		No. of repairs /renovations done.	2	1	Kabarnet market financed by KUSP
Purchase of revenue collection vehicle(double-cab)		No. of vehicles purchased	1	0	No Budget
Installation of Street lighting		No. of km covered	10KM	0	No Budget
Acquisition of an Exhauster		No. of exhausters acquired	1	1	Achieved in 2017/18
Fencing of Government property.		No. of properties secured	3	0	No Budget
Establishment of Urban area courts		No. of urban area courts established	1	0	No Budget
Construction of market Stalls		No. of stalls created	60	0	No Budget
Beautification and tree Planting		No. of trees planted	3000 trees	0	No budget
Opening Of New Roads		No. of new roads opened	4km	2 Km	Insufficient budget
<b>Programme - Land Use Planning</b>					
<b>Objective - Improved Land Tenure</b>					

Implementation of County spatial plan	Improved planning	No. of plan proposals implemented	1	1	Approved CSP and ready for planning
Preparation of Integrated Urban Development Plans	Improved land use	No. of plans prepared	2	1	Eldama Ravine town IUDP ongoing
Planning of new trading centres	Improved land use	No. of centres planned	8	2	Draft plans completed
Establishment of GIS Lab	Improved safety and custody of GIS information	No. of GIS Labs established	1	1	Need to have GIS desk in Sub counties
Revision of town plans	Improved land use	No. of town plans revised	5	2	Draft plans completed
Survey of Towns/Trading centres	Improved land use	No. of centres/towns surveyed	5	5	Survey computations on Marigat,chemolingot,Shauri and Tinomoi
Formulation of land use policies and urban areas management policies	Improved land use management	No. of policies developed	4	2	2 policies prepared and submitted to County Executive for approval -
Support in Adjudication of community land	Improved land tenure	No. of sections adjudicated	2	2	Land adjudication completed in 3 sections

### 3.2.6 Department of Education

#### Background information of the department

The development priority in this sector is keen towards the realization of the Kenya vision 2030 objectives on education. These objectives include high standards of trained and skilled labour, Promotion of Gender parity in school enrolment, attainment of global standard on teacher pupil ratio, improving infrastructure for learning and increased access to basic education and transition to pastoral and vulnerable communities. The priorities and measures put in place are also in line with the Governor's manifesto of ensuring that children and youth get access to quality, relevant and affordable education that would make them competitive players in the county, national and global economy. It will also address the adverse effects of Covid 19 pandemic and its impact on learning and the required classrooms, hand WASH facilities and other related infrastructure. Finally, It gives impetus to the EDE common programme framework in contributing to the achievement of the plan pillars 1, 3, and 4.

## **Sector Composition and Mandate**

The sector is composed of three sections: Early Childhood Development Education (ECDE), Vocational Training, Special Programmes and Baringo County Training College (Lelian). The ECDE sub-sector implements the following functions: infrastructure development, curriculum support and equipment, strengthening staff establishment and capacity development, and quality assurance. Vocational training sub sector on the other hand implement infrastructure development and training on skills development while Special programmes sub sector is tasked with school meals programme, education bursary and scholarships administration and management.

The sector contributes to the 2<sup>nd</sup> pillar on “universal access to social amenities for improved standard of living”.

### **Key statistics for the sector/ sub-sector**

- There are 1,045 ECDE Centres with enrolment of 51,347 children in PP1 and PP2 and 1,723 teachers.
- 14 operational VTCs with Over 1,199 trainees and 38 instructors on Permanent and pensionable terms. More 10 instructors on Permanent and pensionable and 40 interns to be employed
- The capacity of VTCs is over 5,000 trainees
- There are five built VTCs but not operational.

### **Vision**

Towards literate and skilled population

### **Mission**

To provide quality, accessible and relevant education and training as a contribution to socio-economic development

### **Goal**

To ensure universal access to quality, affordable and relevant education and training

### **Sector Objectives**

- i. To develop infrastructural facilities and equipment for basic education and technical training
- ii. To implement relevant curricular in basic education and vocational training
- iii. To enhance enrolment retention and transition of learners through continuous support of needy and vulnerable persons and groups.

### Performance Review for the previous ADP 2020/2021

Sub -Programme	Description of activities (Outcome)	Estimated cost(Ksh.)	Time frame	Key Performance indicators(KPIs)	Planned targets	Achieved Targets	Remarks
Construction of ECDE classrooms	50 classrooms, 100 (3 door) pit latrines and 50 (5,000L) water tank	110m	2021/2022FY	NO of classrooms, water tanks and pit latrines constructed	50 classrooms, 50 (5,000L) water tanks and 100 (3 door) pit latrines	14 classrooms 3 Toilets 0 water tanks	Slow procurement And delayed roll over funds from 2019/20 FY & insufficient funds to support the budget
Completion of stalled ECDE Classrooms (2013-2017)	51 projects	25.5m	2021/2022	NO of classrooms Completed	51 classrooms	3	Insufficient funds, slow procurement and delayed roll over funds in 2020/21 FY
Equipping of ECDE classrooms(furniture)	120 classrooms	20 m	2021/2022	No of classrooms equipped	120 classrooms	9	Insufficient funds in the budget
Procuring of ECDE supervision vehicle	One vehicle (Landcruiser)	12m	2021/2022	NO. of vehicle procured	One vehicle	0	No funds allocated in the budget
Procurement of electronics	7 laptops	1m	2021/2022	NO. of electronics procured	7 electronics	4	The cost of each laptop went up beyond the estimated value hence the funds available was enough to buy 4 instead of 7
Procuring of kitchen utensils	1200 centres	3.5m	2019/2020	No of utensils bought	1200 centres	0	Not provided in the budget
Construction of Classroom	One classrooms	2m	2021/22	NO. of classrooms constructed	1	0	Slow procurement process and the contractor took over the site in August 2021
Construction of model ECDE at Lelian	ECDE model centre	12m	2021/22	NO. of classrooms constructed	1	0	No budget
Resource Centre/Library	Library & ICT lab	7 m	2021/22	NO. of rooms constructed	1 block complex	0	No budget
Ablution block	Ablution block in men's hostel and connection to septic tank	3m	2021/2022	Ablution block, waste pipe connections, manholes	Ablution units, sewer connections	0	No budget
Upgrading of VTCs	Construction of Library and administratio	20m	2021/2022	No of Library block and offices constructed	1complex block	0	No budget

Sub -Programme	Description of activities (Outcome)	Estimated cost(Ksh.)	Time frame	Key Performance indicators(KPIs)	Planned targets	Achieved Targets	Remarks
	n block at Mogotio VTC.						
	Construction of modern kitchen & dining at Kabimoi vtc	10m	2021/2022	Dining hall,kitchen,equipment	1 dining hall, 1 kitchen and assorted kitchen equipment	0	No budget, Kshs 3 Million provided in 2021/22 FY through Lembus Perkerra ward fund
	Construction of 1 workshop at Tugumoi and Ochii	12m	2020/2021	No. of workshops constructed	2 workshops	0	No budget
ECDE MEALS	Supply of ECDE Meals to 148 centres under the pilot programme	14.4 M	2020/21	Food items supplied in schools	148 centres	0	The roll over funds from the 2019/20 FY was not reflected in 2020/21 FY hence it could not be paid for had the supply been done
<b>Text Books</b>	Supply of Text books for pupils and teacher guides	8.1M	2020/2021	Copies of pupils' bks and TGS supplied	26,000 copies of assorted PP1 & PP2 Bks	13,000 Assorted PP2 Bks supplied	Only Kshs 4.5M was available hence PP2 bks were supplied unfortunately was not paid because it was not reflected in the budget, was part of 2019/20 funds that were rolled over
<b>ECDE STATIONERY</b>	Supply of assorted stationery and play materials	5.6M	2020/21	Assorted sets of stationery sets	1100 sets	0	No funds availed from the 2019/20 roll over to 2020/21

### 3.2.7 Social Protection, Culture and Recreation

The role of the sector in the country's transformation and economic development is diverse. Firstly, the sector plays this role by promotion and exploitation of Kenya's diverse culture and arts; enhancing Kenya's reading culture; regulation, development and promotion of sports, film industry and music; and preservation of Kenya's heritage.

Secondly, the sector promotes harmonious industrial relations, safety and health at workplaces, employment promotion, industrial training, and regulation of trade unions, productivity improvement, manpower planning and development, social security, social assistance, children care and protection and vocational training for PWDs and development of community group. Finally, the sector promotes a gender equal society by ensuring gender equity in power and resource distribution.

The sector continues to emphasize on sustainable programs for Gender, Youth and Vulnerable groups through the Affirmative Action Funds such as National and County Government Affirmative Action Funds (NCGAAF), Women Enterprise Fund (WEF), and UWEZO Fund.

### Review of the Implementation of the Previous ADP 2020/21

**Table 3.9: Summary of Sector/ Sub-sector Programmes**

<b>Program name; CULTURE</b>						
<b>Objective. Promotion County Cultural Heritage</b>						
<b>Outcomes; Increased Art Work Performances and Source of Livelihood and Income to County Government.</b>						
<b>Sub program</b>	<b>Key outputs</b>	<b>Key performance indicators (output)</b>	<b>Key outcome</b>	<b>Plan ned targets(20 21/20 22)</b>	<b>Achieve d targets</b>	<b>Remarks</b>
Construction of players theatre /social hall	Completed and Equipped players theatre	Certificate of completion	promote social activities	1	41%	More resources needed for completion
construction of septic tank ,water tank at kimalel cultural entre	Septic tank Water tank	Certificate of completion	Utilization of the facility	2	100%	Facilityis usable
Construction of Kabarnet Polkadot library	Increased ICT knowledge to the youth & children	Certificate of completion	Enhanced reading & working culture to the youth and children	1	100%	Need for more funded for capping and septic tank
Construction and completion of Ngoron Social Hall	Completed and equipped	Certificate of completion	Promotion of social activities	1	5%	Ongoing
Construction, completion and equipping of Kolowa Social Hall	Completed and equipped	Certificate of completion	Promotion of social activities	1	100%	Equipping is in the process
Completion and equipping of Chepicha cultural centres	Completed and equipped	Certificate of completion	Promotion of social activities	1	-	Data collection

Fencing of Mogotio social hall plot	Fenced social hall plot	Certificate of completion	Secured facility	1	-	Existing site challenges
Purchase of costumes and musical instruments	Purchased costumes and musical instruments	Number of purchased costumes	-enhanced group performance	5 groups	-	Data collection
<b>Program Name; Youth Development and Gender Mainstreaming</b>						
<b>Objective. Promotion of youth empowerment initiatives, gender perspective programming and planning</b>						
<b>Outcomes; Increased youth, women, PWDS, employment opportunities and enhance gender sensitivity</b>						
Sub program	Key outputs	Key performance indicators(ou tput)	Key outcome	Planned targets (2019/ 2020)	Achie ved targets	Remarks
Youth empowerment Centres	Construction and equipping YEC	NO OF YEC	empower youth access employment and information opportunities	6	60%	More Fund To Equip The Facilities To Its Intended Standards
Provision of assistive devices to persons with disability	Enhanced dignity and ease in ways of doing things by the Persons with Disability	Assistive devices provided	Improved accessibility and education to children in school and people with special needs	7	0	Need for increased budgetary allocation to reach out to more PWDS

<b>Program Name. Sports Development</b>						
<b>Objective. Identifying and Nurturing of Sports talent</b>						
<b>Outcomes; progressive development of talent, source of livelihood and income to the county government.</b>						
Sub program	Key outputs	Key performance indicators(output)	Key outcome	Planned targets(2021/2022)	Achieved targets	Remarks
Construction of Athletic Training Camps	Construction of Ablution block, septic tank and partitioning of the hostel block at Kapketen ATC	Completed and functional ablution, septic tank and hostel	-Certificate of practical completion. -Talent development and Economic empowerment.	Completion	45%	-Existing site conflicts at Kapketen ATC deterring contractor from commencing works.
Construction of Athletic Training Camps	Construction of kitchen block at Kapketen training camp	Completed and functional kitchen block	--Certificate of practical completion. -Talent development and Economic empowerment	Completion	4%	-Existing site conflicts at Kapketen ATC deterring contractor from commencing works.
Rehabilitation of playgrounds	Rehabilitated playgrounds	Playable ground	Full Engagement of sports persons, eradicating idleness	1 playgrounds	-	Data collection
Purchase of assorted sports equipments	Purchased assorted equipments	Number of purchased assorted sports equipments	-Raw sports talents identification. -Revival of clubs -Constructive engagement of the youth	Equipped identified clubs County wide	5%	Data collection

## Analysis of Capital and Non-Capital projects of the Previous ADP

**Table 2: Performance of Capital Projects for the previous year**

### Capital Projects Culture

Project Name/ Location	Objective/ Purpose	Out- put	Performance Indicators	Status (based on the indicators)	Planned Cost (Ksh.)
Construction of Kabarnet Social Hall	Enhance youth talent development	Equiped social hall	Complete and equipped players theater and social hall	41%	23,000,000

### Capital Projects Sports

Project Name/ Location	Objective/ Purpose	Output	Performance Indicators	Status (based on t he indicators)	Planned Cost ( Ksh.)
Construction of Kabarnet Sanitation block and changing room	Environmental conservation	Improved sanitations and changing rooms	Constructed sanitation block and changing rooms	80%	
Rehabilitation of sports playground (Kabartonjo,	Talent identification, Economic empowerment ,	Increased sports talent	Usable sports play grounds	100%	500,000
Rehabilitation of Marigat playground	Talent identification, Economic empowerment ,	Increased sports talent	Usable sports play grounds	100%	500,000
Rehabilitation of Visa Oshwal playground	Talent identification, Economic empowerment ,	Increased sports talent	Usable sports play grounds	100%	1,000,000
Rehabilitation of Emsos playground	Talent identification, Economic empowerment ,	Increased sports talent	Usable sports play grounds	100%	1000,000
Rehabilitation of Talai playground	Talent identification, Economic empowerment ,	Increased sports talent	Usable sports play grounds	100%	1000,000
Improvement of sports gorunds and cultural facilities at Mochongoi	Playable grounds for the clubs	Constructive engagement of youth.	Completed ground	Land dispute	2,000,000
Construction of Septic tank, Kitchen	Curb migration of athletes to	Increased medals,	Complete and functional training camp	Site handed over	3,966,036.00

block and sewer line at Ossen training camp	neighbouring counties in search of conducive training camp	economimic empowerment of athletes			
Rehabilitation of Kiptuno playground	Talent identification, Economic empowerment ,	Increased sports talent	Usable sports play grounds	100%	1,000,000
Rehabilitation of Sinoin playground	Talent identification, Economic empowerment ,	Increased sports talent	Usable sports play grounds	100%	1,000,000
Rehabilitation of Metipso playground	Talent identification, Economic empowerment ,	Increased sports talent	Usable sports play grounds	100%	1,000,000
Rehabilitation of Moringwoplayground	Talent identification, Economic empowerment ,	Increased sports talent	Usable sports play grounds	100%	1,200,000
Rehabilitation of Sigoro playground	Talent identification, Economic empowerment ,	Increased sports talent	Usable sports play grounds	100%	1,000,000
Rehabilitation of Kipkuyangi playground	Talent identification, Economic empowerment ,	Increased sports talent	Usable sports play grounds	100%	1,000,000
Rehabilitation of Kapcholo playground	Talent identification, Economic empowerment ,	Increased sports talent	Usable sports play grounds	100%	1,000,000
Construction of Eldama Ravine Eco-toilet and changing rooms	environ	Improved sanitation in the stadium	Complete toilet and changing rooms	100%	5,538,170.60
Construction of Hostels at Ossen Athletics training camp	Identify and nurture athletics talents	Improved facilities for sports women and men	Complete hostels	100%	7,999,708
Construction of Sirwa Training Athletic camp cottages	Identify and nurture athletics talents	Improved facilities for sports women and men	Complete and equipped training camp	10%	4,420,000
Upgrading of Solian Primary School playground	Talent identification, Economic empowerment of	Improved Speed work training, reduced costs	Completed and functional training camp	Data Collection stage	2,000,000

	sportsmen and women ,	for search of running track			
Constructon of hostel at Kapketen training camp	Curb migration of athletes to neighbouring counties	Increased number of athletes representing the County nationally and Internationall y	Complete and functional training camp	90%	1,000,000
Constructon of Ablution, septic tank, and partitioning at Kapketen athletics camp	Curb migration of athletes to neighbouring counties	Increased number of athletes representing the County nationally and Internationall y	Complete and functional training camp	Handed Over to the contractor	2,500,000
Constructon of Kitchen block at Kapketen athletics camp	Conducive environment for the athletes	Increased number of athletes representing the County nationally and Internationall y	Complete and functional training camp	Handed Over to the contractor	2,000,000
Rehabilitation of Running track and football pitch at Eldama ravine stadium	Playable ground	Increased number of clubs training on the ground,	Functional ground	96%	2,000,000
Construction and completion of Eldama ravine stadium wall	Secured playground	Maintained grass, reduced players injuries	Playable ground	At procurement stage	1,000,000
Levelling of loyamorok field	Playable ground	Increased number of clubs training on the ground,		Data collection stage	500,000

***Capital Projects Youth, Gender and Social Services***

<b>Project Name/ Location</b>	<b>Objective/ Purpose</b>	<b>Output</b>	<b>Performance Indicators</b>	<b>Status (based on the indicators)</b>	<b>Planned Cost (Ksh.)</b>
Construction of Youth Empowerment center of Marigat	Provide valuable information on job market, career guidance ,reduce levels of unemployment.	Highly motivated Engaged youth. Created jobs for youth	Completed and equipped YEC	30%	7,490,015
Fencing of Marigat fence	Securing youth empowerment centre	Secured empowerment centre	Constructed fence	100%	1,000,000
Construction of Septic tank at Marigat empowerment centre	To Improve Sanitation	Improved sanitation	Septic tank constructed	100%	1,000,000
Construction of Septic tank at Emining empowerment centre	To Improve Sanitation	Improved sanitation	Septic tank constructed	100%	1,000,000
Fencing of Emining Empowerment centre	Provide valuable information on job market, career guidance ,reduce levels of unemployment	Highly motivated Engaged youth.	Completed and equipped YE	100 %	500,000
Construction of Youth Empowerment centre at Kabarnet	Provide valuable information on job market, career guidance ,reduce levels of unemployment	Created jobs for youth	Completed and equipped YE	60%	7,388,915.80
Construction Youth Empowerment centre at Eldama Ravine	Provide valuable information on job market, career guidance ,reduce levels of unemployment	Created jobs for youth	Completed and equipped YE	35%	8,137,690
Construction Youth Empowerment	Provide valuable information on job market, career	Highly motivated	Completed and equipped YE	40%	8,247,745

<i>centere at Kabartonjo</i>	<i>guidance ,reduce levels of unemployment</i>	<i>Engaged youth.</i>			
<i>Construction of Youth Empowerment centere at Chemolingot ( Tiaty sub county)</i>	<i>Provide valuable information on job market,career guidance ,reduce levels of unemployment</i>	<i>Highly motivated Engaged youth. Created jobs for youth</i>	<i>Completed and equipped YE</i>	<i>90%</i>	<i>8,100,000</i>
<i>Fencing of Chemolingot YEC.</i>	<i>Securing youth empowerment centre</i>	<i>Secured empowerment centre</i>	<i>Constructed fence</i>	<i>100%</i>	

<i>Construction of Septic tank at Chemolingot empowerment centre (</i>	<i>To Improve Sanitation</i>	<i>Improved sanitation</i>	<i>Septic tank constructed</i>	<i>100%</i>	<i>1,000,000</i>
<i>Disbursement of Youth and women fund</i>	<i>To improve the living standards of women and youth</i>	<i>Economicallyem powered youth and women</i>	<i>No of groups benefitted from the loans</i>	<i>220 youth and women groups given loans</i>	
<i>Cash Transfers to People with severe disabilities and Old Persons</i>	<i>To cushion them against poverty</i>	<i>Improved standard of living</i>	<i>Number of beneficiaries</i>		

### Sports Non Capital Programs

<b>Project Name/ Location</b>	<b>Objective/ Purpose</b>	<b>Output</b>	<b>Performance Indicators</b>	<b>Status (based on the indicators)</b>	<b>Planned Cost (Ksh.)</b>
<i>Distribution of Sports equipment county wide</i>	<i>-To promote sports -To revive teams</i>	<i>-increased number of sports teams -Constructive / positive engagement of youth</i>	<i>-No of sports equipments distributed in their respective Wards. -Records of S13 and S11</i>	<i>Annually</i>	<i>6.2M</i>
<i>Supports to sports activities;  -Athletics events -Motivation / Recognition of outstanding performance (Nationally,</i>	<i>- To identify, nurture and develop sports talents across all the categories. -To motivate outstanding sports performance</i>	<i>-Improved number of athletes participating nationally and internationally. -Constructive / positive engagement of youth</i>	<i>-No of talents identified. - No of medals won -No of sportsmen and women participating internationally</i>	<i>Annually</i>	<i>2,000,000</i>

<i>Continentially and internationally) -Support to Football</i>					
<i>Capacity building of Sports officials</i>	<i>-To professionalize sports -To increase the number of sports officials officiating national and international events</i>	<i>-Economically empowered sports officials</i>	<i>-Certiactes issued. -No of sports officials trained -Attendance list</i>	<i>Annually</i>	<i>2,000,000</i>

### ***Youth, Gender and Social Services Non Capital Program***

<b><i>Project Name/ Location</i></b>	<b><i>Objective/ Purpose</i></b>	<b><i>Output</i></b>	<b><i>Performance Indicators</i></b>	<b><i>Status (based on the indicators)</i></b>	<b><i>Planned Cost (Ksh.)</i></b>
<i>Provision of Grants to Persons with Disability and the Elderly</i>	<i>Reduce poverty and alleviate poverty</i>	<i>Grants and NHIF cover issued by the beneficiaries</i>	<i>Reduced cases of death</i>	<i>Annually</i>	<i>3,996,000</i>
<i>Provision of Loans to Youth and Women</i>	<i>Empower youth and women economically</i>	<i>Loans disbursed to youth and women</i>	<i>Increased number of youth and women owned enterprises.</i>	<i>Revolving</i>	
<i>Formation of County Technical Gender Based Violence Working Groups</i>	<i>Gender mainstreaming and Elimination of Gender based violence</i>	<i>Technical working group formed at the county, sub-county and ward level</i>	<i>Gender sensitive and responsive planning</i>	<i>Annually</i>	<i>1,000,000</i>
			<i>Reduced GBV cases</i>		

### ***Culture Non Capital Programs***

<b><i>Project Name/ Location</i></b>	<b><i>Objective/ Purpose</i></b>	<b><i>Output</i></b>	<b><i>Performance Indicators</i></b>	<b><i>Status (based on the indicators)</i></b>	<b><i>Planned Cost (Ksh.)</i></b>
<i>Kenya music and cultural festivals</i>	<i>promotion and preservation of cultural heritage</i>	<i>Events</i>	<i>No of events</i>	<i>Annually</i>	<i>8,000,000</i>

<i>Workshops/ Trainings</i>	<i>Enhance skill talents skills</i>	<i>Enhanced skills</i>	<i>No. of workshops</i>	<i>Annually</i>	<i>2,000,000</i>
<i>Kimalel Culture Fair</i>	<i>Preservation and conservation of cultural heritage</i>	<i>Preserved heritage</i>	<i>No of Performances and exhibitions displayed</i>	<i>Annually</i>	<i>(3,000,000)</i>
<i>Support to Community Cultural Event and Talent shows</i>	<i>To promote upcoming talented youth</i>	<i>Empowered youth</i>	<i>No of shows and events supported</i>	<i>Annually</i>	<i>1,000,000</i>

## 2.4 Payments of Grants, Benefits and Subsidies

**Table 4: Payments of Grants, Benefits and Subsidies**

<i>Type of payment (e.g. Education bursary, biashara fund etc.)</i>	<i>Budgeted Amount (Ksh.)</i>	<i>Actual Amount paid (Ksh.)</i>	<i>Beneficiary</i>	<i>Remarks*</i>
<i>County Grant for the Elderly and Pwds</i>	<i>4,000,000</i>	<i>2,000,000</i>	<i>233 beneficiaries</i>	<i>Need for more allocation</i>

## 2.5 Challenges experienced during implementation

The key challenges facing the sector include: high unemployment, lack of timely labour market information, sports and culture information, increase in the number of children and persons in need of special protection, inadequate facilities, encroachment of land and vandalism of facilities, talent nurturing support, prolonged drought situation calling for continuous assistance, lack of clear guidelines, legislation and obsolete technology, harmful socio-cultural and religious practices such as FGM, forced early marriages, inadequate gender statistics which hampers effective assessment of the implications of the policies and budgets, talent nurturing support, inadequate synergy in the delivery of community development programmes.

Despite its wide mandate and emerging issues, the funding to the sector has been inadequate. Due to this under-funding, the sector has not been able to fully address these challenges. However, it is expected that the sector budgetary deficiency will receive positive consideration by the various development partners and improved financial support from the county exchequer. Key national policies that the county governments have found handy for implementation are: National Policy on Prevention and Response to GBV (2014), Matrimonial Property Act 2013, Marriage Act 2014, Prevention against Domestic Violence Act 2015 among others.

### Other challenges include

- Inadequate funding to construct state of the Art stadiums in Eldama ravine and Kabarnet.
- Lack of budget to facilitate processing of ownership documents for earmarked County stadiums and cultural facilities.
- Phased projects lacking consistent allocation of budgets; i.e Amphitheatre
- Delayed release of funds for timely implementation of projects
- Inadequate staffing
- Low capacity of contractors

## 2.6 Lessons learnt and recommendations

- Projects implementation base has been slow due the contractor low capacity. Such contractors be black listed
- The programs have a lot of appeal to members of public, this calls upon the department to increase funding
- Poor supervision due inadequate personal and lack of enough vehicles to facilitate movement.
- **Persons with Disabilities (PWDs):**The constitution gives the PWDs an opportunity to fully participate in development hence an opportunity to articulate their issues. The national government has also formulated disability policies and strategies. Therefore, the county will ensure there is compliance with the national policy. The community needs to also be sensitized to eliminate stigmatization and to support the group. compliant.

### 3.2.8 Department of Health Services

#### Introduction

The Government of Kenya has prioritized the health sector under the ‘Big four (4)’ agenda to ensure that all citizens enjoy Universal Health Coverage (UHC). This is aimed at achieving National Health Goals under vision 2030 and International Health Commitments under the Sustainable Development Goals (SDGs) No. 3. Since 2013, Kenya devolved health services, where the County Governments have a bigger responsibility in the implementation of health services.

The county health department has the overall goal of delivering quality and affordable health care that is accessible to all residents of Baringo County. The investments towards the health sector in the County has grown over the period under devolution resulting to increased availability of key inputs e.g. increased number of health workers, improvements in health infrastructure and reduction in rate of stock-outs for essential medical drugs. The health sector is largely financed from four main sources; the equitable share, own source revenue, conditional grants and external loans and grants from development partners. By 2021, the County has a total of 279 functional health facilities (7 hospitals, 28 health Centers and 244 dispensaries of varied ownership i.e. public, private and faith based). These facilities are serving a population of 710,559 (KNBS, 2019). This represents 4 health facilities per 10,000 population which is an improvement from 2 per 10,000 population (MoH, 2013).

The COVID-19 pandemic has increased the burden on the health sector and has put many frontline health workers at the risk of being infected. However, the National and County governments have increased efforts to improve infrastructure like isolation centers, ICU beds, ventilators as well as PPEs for health workers the sector has played a major role in providing direction towards efforts in mitigating the pandemic. The County has also been ravaged by rising waters of Lakes Barin and Bogoria submerging some health facilities and affecting livelihoods. Insecurity along the borders of Baringo North, South and Tiaty has also affected the ability to offer optimal health services.

## Programme Performance Review 2018/19-2020/21

This chapter reviews the performance of the Sector during 2018/19-2021/21 MTEF period and highlights the major achievements, outcomes, key outputs, and their corresponding performance indicators. It provides an analysis of the program performance; and on-budget resources (allocations and expenditures) that were allocated to the health sector from both the county treasury as well as on-budget support received from development partners. In the period under review, the county health department implemented four programmes including Preventive and Promotive Health Services, Curative Health Services and General Administration, Planning and Support Services and maternal and child health programme.

### 2.1 Review of Sector Programmes/ Sub-programmes

This section highlights the key achievements by programmes and the budget execution over the review period.

#### 2.1.1 Preventive and promotive Health Services

This program aims to address problem of morbidities resulting from preventable conditions such as malaria, HIV, diarrhoea among others. It addresses these challenges through implementation of community and primary level preventive measures and promotion of good communal and social behaviour. The key sub-programmes implemented here include human nutrition services, disease surveillance, HIV Control, Malaria control, Environmental health, water and sanitation, school health program and community health services.

Table: Key Achievements during the period 2018/19 to 2020/21

Sub-program	Key Outputs	Performance Indicators	Planned Targets			Achieved Targets			Remarks
			2018/19	2019/20	2020/21	2018/19	2019/20	2020/21	
HIV control	Reduced prevalence of HIV	% of persons identified and enrolled to care	90%	90%	90%	60%	73%	86%	Low identification resulted from the low testing and low demand for HIV testing services
		% of persons diagnosed with HIV initiated on treatment, care and retained	90%	90%	90%	60%	73%	86%	Low retention is associated with defaulting
		% of persons diagnosed with HIV on ART achieving viral load suppression	90%	90%	90%	77%	84%	83.40%	Low viral suppression is evident among children & Adolescents
		% of Mother to Child Transmission	5%	5%	5%	10.30%	12.30%	15.30%	High mother to Child transmission rate resulted from missed

Sub-program	Key Outputs	Performance Indicators	Planned Targets			Achieved Targets			Remarks
			2018/19	2019/20	2020/21	2018/19	2019/20	2020/21	
									opportunities in ANC, MAT, PNC testing and stock out of Nevirapine Syrup for infant Prophylaxis
TB and Leprosy	Reduced incidence of TB and Leprosy	Number of population diagnosed with leprosy	1	1	1	0	2	1	There is a knowledge gap on leprosy among HCW therefore sensitization is required
		Number of population diagnosed with TB	753	756	973	687	885	774	There are more missed cases; need to intensify TB case finding at facility and community level
		TB mortality rate	5%	5%	5%	6.80%	5.60%	5.90%	Poor health seeking behavior leads to late diagnosis
		Percentage of TB clients completing treatment	80%	82%	84%	80%	82%	76%	High default rate from pastoral community and informal settlement
		Number of clients diagnosed with Drug Resistant and put on treatment	5	6	7	6	4	13	Limited access to diagnostic services compromising quality of care
		Proportion of TB patients tested for HIV	90%	92%	94%	92%	94%	94%	There is sporadic shortage of test kits
Malaria control	Reduced incidence of malaria	% of population testing positive for malaria	8%	6%	4%	6.30%	4.90%	9.10%	More interventions needed to reduce malaria especially in the hotspots
		% of children under five years testing positive for Malaria receiving treatment	6%	4%	3%	11.50%	14.60%	15.10%	

Sub-program	Key Outputs	Performance Indicators	Planned Targets			Achieved Targets			Remarks
			2018/19	2019/20	2020/21	2018/19	2019/20	2020/21	
		% of children under 1Yr issued with Long lasting insecticide treated nets	9594			9594	12776	10821	
		% of pregnant women issued with Long lasting insecticide treated nets	9594			9594	12776	10821	
Neglected Tropical Diseases control (NTDs)	Reduced incidence of NTDs	% of population reached with mass drug administration (MDA) annually	80%	80%	80%	62%	Silent phase	84%	Budget allocation needs to be increased by BCG to fill the gap of deficit from the partner
		% population diagnosed and treated for Trachoma	80%	80%	80%	67%	71%	81%	
COVID 19 Response	Mitigate effects of the pandemic	% Population turning positive and responded to adequately			80%			85%	Budget allocation needs to be increased to respond to the pandemic
Disease surveillance	Improved response to suspected disease outbreak /Disasters, Events under IDSR	Number of Suspected outbreaks responded to within 24 hrs. from time of Notification	1	2	4	1	1	4	Budgetary allocation to be increased for prompt response to all suspected disease outbreak/Upsurges whenever abnormal trends are being experienced
	Improve d response to Vaccine preventable disease (Measles, AFP and NNT)	Number of AFP cases < 15yrs detected and investigated within 14 days from date of onset of paralysis	8	9	10	80%	80%	100%	Support needed for Active case searches at service delivery points to detect, report and investigate all suspected cases
	Measles surveillance and indicators	Number of suspected cases reported within 48 hrs.	2	14	16	8	12	15	Support needed for OJTs at the service delivery points

Sub-program	Key Outputs	Performance Indicators	Planned Targets			Achieved Targets			Remarks
			2018/19	2019/20	2020/21	2018/19	2019/20	2020/21	
	Trainings and OJTs on malaria case management and COVID 19	Number of trainings /OJTs conducted on IDSR, Malaria and VPD	1	2	2	2	3	6	More Trainings/sensitizations to be conducted through support from MOH ,IDSR, DNMP in conjunction with BCG
<b>Environmental health</b>	Improved environmental sanitation	Number of water sources sampled	10	20	30	2	5	0	More interventions needed
		% of food premises inspected	80%	90%	100%	80%	60%	50%	More interventions needed
		% of food handlers screened	90%	90%	100%	80%	70%	60&	Need to improve
		Proportion of factories and industries reached with key messages on air pollution	1	1	1	1	1	0	More interventions needed
		Proportion of building plans approved	35	40	50	20	30	40	On going
		Conduct IRS/ Fumigation to households/ sites	0	0	0	100	200	300	More interventions needed
		Conduct quarterly sensitization meetings for food premises owners on food hygiene	4	4	4	0	0	0	Support Needed
		Conduct Chlorination of wells	5	10	10	0	0	0	More interventions needed
		Number of CHV trained on integrated vector management	1300	1000	1725	1400	100	690	Funds needed
		Number of health facilities implementing health care waste	60	80	40	10	20	30	More interventions needed

Sub-program	Key Outputs	Performance Indicators	Planned Targets			Achieved Targets			Remarks
			2018/19	2019/20	2020/21	2018/19	2019/20	2020/21	
		management (HCWM) plan							
		Number of modern incinerators procured and installed	1	1	1	1	0	0	More interventions needed
		Number of health care waste purpose vehicle procured	3	2	1	0	0	0	More interventions needed
		Development of SOPs for HCWM (generation, storage, collection, transportation; treatment and disposal)	0	0	0	0	0	0	More interventions needed
	Schools implementing Comprehensive school health policy	Proportion of schools visited for adequate sanitation	60%	80%	100%	48%	52%	60%	More interventions needed
		Dissemination of School health policy and guidelines	100	150	200	0	0	0	Support needed
		Schools trained on Comprehensive school health	100	150	200	0	0	0	Support needed
		Proportion of institutions cleared for registration	0	0	0	10	20	10	On going
		Number of schools trained on Menstrual Hygiene management to (school health teachers)	200	300	100	20	40	50	More interventions needed
		Assess and award best	Ongoing	1	1	0	0	0	Support needed

Sub-program	Key Outputs	Performance Indicators	Planned Targets			Achieved Targets			Remarks
			2018/19	2019/20	2020/21	2018/19	2019/20	2020/21	
		Schools in WASH							
Community Led Total Sanitation (CLTS)	Reduced incidence of diarrheal diseases	Proportion of households with functional latrines	35.00 %	35.60 %	38.60 %	35.60 %	38.60 %	43.60 %	On progress
		Proportion of Households with handwashing facilities	30%	50%	60%	20%	40%	80%	On progress
		Number of Community based promoters trained on CLTS processes	0	80	100	0	63	160	Funds needed
		Number of orientations done on ODF verification and Certification to sub county team	1	2	4	1	0	0	Funds needed
		% of villages declared Open Defecation Free	1	2	3	0.4	3.4	1.4	More workforce needed
		Number of annual WASH exhibitions to communities	0	0	0	0	0	1	Funds needed
		Number of sanitation facilities constructed in urban/ market places including health facilities	1	2	4	0	1	2	Funds needed
		Number of WASH review meetings	4	4	4	0	0	1	Support needed
		Commemoration of World Toilet Day	1	1	1	1	1	0	Funds needed
		Commemoration of Global Hand Washing Day	1	1	1	1	1	0	Funds needed

Sub-program	Key Outputs	Performance Indicators	Planned Targets			Achieved Targets			Remarks
			2018/19	2019/20	2020/21	2018/19	2019/20	2020/21	
		Number of program support supervision conducted	4	4	4	0	1	1	Funds needed
Health promotion	Increased community awareness and demand for health care services	No. of barazas (Community meetings) conducted	4	4	4	2	2	2	More resources need to be allocated in order to carry out the activities effectively
		No. of radio talk shows held with local media	30	35	40	20	22	24	
		No. of IEC materials developed, produced and disseminated.	1000	1200	1500	300	500	2000	
		No. of engagement meetings held with political, cultural & religious leaders, HPAC stakeholders forum to create demand for health care services	4	4	4	3	4	2	
		No. of International & local Health events / days commemorated	6	6	6	3	2	1	
	Capacity building	No. of Health care workers trained on behavior change communication (BCC) and interpersonal communication (IPC)	5	5	5	0	0	0	
	Development of Bill	No. developed	1	1	1	0	0	0	

Sub-program	Key Outputs	Performance Indicators	Planned Targets			Achieved Targets			Remarks
			2018/19	2019/20	2020/21	2018/19	2019/20	2020/21	
	on wellness week, sanitation week								
Infrastructure development for preventive and promotive health	Construction of new dispensaries	No. of new dispensaries completed	5	14	5	3	2	0	
	Equipment of new health facilities	No. of rural health facilities equipped	0	4	10	0	4	4	
	Staff houses completed	No. new staff houses completed	8	5	2	8	2	0	
	Fences and gates completed	Fences and gates completed	6	7	4	5	3	0	
	Septic tanks completed	No. Septic tanks completed	6	5	3	6	2	0	
	Pit latrines	No. of Pit latrines	7	10	5	7	4	0	

### 2.1.2 Curative Health Services

Curative care services mainly involve health care practices that are aimed at eliminating symptoms of disease and curing patients of their ailments. Curative services at the county are offered in the county health facilities – mainly sub-county and county referral hospitals. Currently, Baringo County has a total of 7 Level 4 hospitals (6 public, 1 not for profit), 28 health centres and 244 dispensaries. The hospitals are equipped to offer curative, rehabilitative and diagnostic services as well as other specialized services. The ongoing upgrade of Baringo county referral hospitals is expected to increase access to specialized services such as oncology, radiology and renal services for residents of the county. During the period 2019/20 the county recorded a performance of 1.6 outpatient visits utilization per person against a desired target of 4 visits per person (KHSSP 2013-18). The highest outpatient utilization is realized in Koibatek, Baringo Central, Baringo South sub-counties with 4 visits per person per year and the lowest is Tiaty East sub-county at 2 visit per person per year. The average out-patient utilization in 2018/19 was 0.2 visits per person per year. At the sub-county level, Koibatek, Baringo Central, Baringo South, recorded a better utilization rate than the County average while Tiaty East had the lowest visits per person at 2 visits. The highest utilization visits are still in the sub-counties with the larger hospitals i.e. Eldama Ravine, Baringo County referral hospital and Marigat due to the fact that the residents know that they will get a variety of health services at these centers. The review period also saw the increased number of health specialists' contributing to the reduced the cost of referring patients to facilities outside the county. The main challenges that affected the delivery of curative health services were low staffing levels and lack of adequate essential equipment and supplies in all health facilities.

Table 6 below shows three-year performance of the four main sub-programmes implemented under the curative category in the last MTEF period.

Sub-program	Key Outputs	Performance Indicators	Planned Targets			Achieved Targets			Remarks
			2018/19	2019/20	2020/21	2018/19	2019/20	2020/21	
Rehabilitative services	Increased access to Rehabilitative services	Number of clients accessing rehabilitative services	3000 BCRH, 2939 Eldama Ravine	3000 - BCRH 3880 - Eldama Ravine	3000 - BCRH 3352 - Eldama Ravine	5939	6880	6352	Counted As Sessions (Clients attended to)
		Number of facilities with fully functional orthopedic workshop	1	1	1	0	0	0	There is need to budget one for BCRH
		Functional corrective therapy clinics in all hospitals	2	2	2	0	0	0	
		Number of facilities with disability friendly services	6	6	6	2	2	2	BCRH and Eldama Ravine Hospitals
		Proportion of the persons with disabilities identified	50%	50%	50%	10%	10%	10%	
		Number of mental rehabilitation clinics established	8	8	8	96	96	96	Clinics Days Twice a Week= 96 Per Year
		Proportion of population with mental illness							
Non-communicable disease control	Reduced incidence of non-communicable diseases	% of new outpatients cases with high blood pressure diagnosed & treated	50%	50%	50%	20%	20%	20%	

Sub-program	Key Outputs	Performance Indicators	Planned Targets			Achieved Targets			Remarks
			2018/19	2019/20	2020/21	2018/19	2019/20	2020/21	
		No. of diabetes cases diagnosed & treated	10000	10000	10000	6000	6000	6000	
		No. of asthma cases diagnosed & treated	10000	10000	10000	3000	3000	3000	
General & specialized medical & surgical services	Improved General & specialized medical & surgical services	Number of functional and equipped trauma units	2	2	2	0	0	0	BCRH casualty department lacks trauma unit
		Number of functional and equipped renal dialysis unit established	2	2	2	1	1	1	At BCRH
		Number of functional ICU established	2	2	2	1	1	2	One at Chemolingot and BCRH
		Number of functional oncology centers established	1	1	1	0	0	0	Priority is to establish oncology unit at BCRH
		Number of fully functional NCD clinics established	192	192	192	192	192	192	8 Clinics Per week in Eldama Ravine, 4 In Mogotio, 8 in BCRH
		Number of fully functional dental units established	6	6	6	3	3	3	
		Functional maternity theatres established	4	4	4	0	0	0	
		Fully functional ENT units	2	2	2	1	1	1	
		Fully functional	2	2	2	6	6	6	Units In all Sub County Hospitals

Sub-program	Key Outputs	Performance Indicators	Planned Targets			Achieved Targets			Remarks
			2018/19	2019/20	2020/21	2018/19	2019/20	2020/21	
		EYE units established							
		Number of primary facilities offering routine laboratory services							
		Number of fully functional laboratories providing specialized services	3	3	4	2	2	3	More modern equipment needs to be bought to be fully functional
		Number of facilities offering e-health and telemedicine services	0	0	0	0	0	0	
		Number of laboratories accredited	1	2	2	0	0	0	Supporting Partner stopped supporting the process midway
		Number of labs providing blood transfusion services	3	4	4	3	3	3	
		County satellite blood donor center established	1	1	1	0	0	0	The establishment of the center has never been funded.
		Number of labs caring out monthly TB EQA examinations	32	36	38	34	32	32	
County Referral Services	Improved County Referral Services	No. of clients referred from level 2&3 to level 4 facilities	5000	5000	5000	3235	3976	2818	
		No. of clients referred from level 4	1000	1000	1000	887	986	767	

Sub-program	Key Outputs	Performance Indicators	Planned Targets			Achieved Targets			Remarks
			2018/19	2019/20	2020/21	2018/19	2019/20	2020/21	
		to level 5 or 6 facilities							
		No. of specialized medical / surgical camps conducted annually	8	8	8	0	0	0	Budget Limitation
		No. of specimens from level 2&3 facilities referred to level 4,5 & 6	10000	10000	10000	730	845	1127	
		No. of health care workers trained on referral system	40	40	40	0	0	0	
		Central command and call center	1	1	1	0	0	0	
armaceutica l services	Reduced medication errors by offering quality and accessible pharmaceutical care	No of Level 4 hospitals with at least 4 pharmacists and 6 pharmaceutical technologists	6	6	7	0	1	1	Pharmaceutical services
		No of health centres with one pharmaceutical technologist	15	18	24	8	11	11	
	Medicines and therapeutics committees	No of meetings held per year	4	4	4	2	0	0	
Health Products and Technologies (HPTs)	Reduced morbidity due to lack of essential HPTs in	% availability of essential HPTs	>80 %	>80 %	>80 %	47%	44%	52%	Health Products and Technologies (HPTs)

Sub-program	Key Outputs	Performance Indicators	Planned Targets			Achieved Targets			Remarks
			2018/19	2019/20	2020/21	2018/19	2019/20	2020/21	
	health facilities								
	Commodity security technical working group meetings	No. of meetings per year	4	4	4	2	2	3	
Infrastructure development for Curative services	X ray completed	No. of new x ray units	1	0	0	1	0	0	
	Wards completed	No. of new wards	3	1	1	2	0	0	
	Theatres completed	No. of new theatres completed	0	2	1	0	1	0	
	Mortuaries completed	No. of new mortuaries completed	0	1	2	0	0	0	
	Laboratories completed	No. of new labs	3	6	5	2	2	0	
	Kitchen completed	Kitchen completed	0	1	0	0	1	0	
	Incinerators completed	No. of Incinerators completed	5	3	2	5	1	0	
	Hospitals equipped	No. of RHF's equipped	2	3	3	2	3	3	
	Wards completed	No. of new wards	1	0	0	1	0	0	
	Mortuary completed	No. of new mortuaries	0	0	2	0	0	0	
	Hospitals fenced	No. of Hospitals fenced	1	1	0	1	1	0	
	Liquid Oxygen project completed	No. of Liquid oxygen projects completed	0	2	0	0	1	1	

### 2.1.3 Reproductive, Maternal and Child health Services

The general objective of this programme is to reduce maternal and child mortality through offering implementation of family planning, and maternal and child health services. During the review period, the county implemented interventions that focused on increasing access to reproductive and child health services and to address the high prevalence of underage pregnancies in the county. The proportion of pregnant women getting iron supplements increased from 65% to 88%; while deliveries by skilled birth attendance increased from 53% to 73%. Facility based maternal mortality reduced from 115 to 103 per 100,000 livebirths. The number of facilities operating caesarean section also increased during the review period.

Access to family planning for women of reproductive age improved from 38% to 52% over the review period.

Sub-program	Key Outputs	Performance Indicators	Planned Targets			Achieved Targets			Remarks
			2018 /19	2019 /20	2020 /21	2018 /19	2019/ 20	2020/ 21	
Family planning	Women of reproductive age accessing family planning services	% of Women of Reproductive Age receiving family planning	28068	34832	43226	19435	27141	23718	
Maternal and child health	Enhanced access to health services	% of pregnant women attending 4 ANC visits	10120	14029	14029	6092 (33.7%)	6399 (35.4%)	8135 (45%)	
		% deliveries conducted by skilled attendant	13090	11120	15,000	12,442(46.5%)	13,728(49.5%)	14,458(50.3%)	
		No. of facility based maternal deaths	0	0	0	13	12	11	
		% of perinatal deaths audited	100%	100%	100%	0.41%	11.9%	0%	
		% of newborns with low birth weight	0	0	0	5.2	5.4	5.3	
		Facility based fresh still births rates	0	0	0	8.8	10.3	11.6	
		No. of Women of Reproductive age screened for Cervical cancers	1325	1000	1200	369	980	1176	
		Number of cervical cancer treatment sites	7	7	7	0	0	0	
		No. of facilities providing CEMONC (Comprehensive emergency obstetric care)	7	7	7	2	4	4	

Sub-program	Key Outputs	Performance Indicators	Planned Targets			Achieved Targets			Remarks
			2018 /19	2019 /20	2020 /21	2018 /19	2019/ 20	2020/ 21	
		No. of facilities offering Kangaroo mother care	5	6	7	1	1	1	
		Number of staff trained on KMC	3	0	0	3	3	3	
		trained health care workers on MPDSR	10	10	10	0	0	0	
		Trained health care workers on BEMONC	35	0	0	35	0		
		Trained health care workers on cervical cancers screening with VAI/VILLI	0	0	0	0	0		
		Trained health care workers on treatment of cervical cancer using cryotherapy	0	0	0	0	0		
		Training of health care workers on RMC	30	0	0	30	0		
		training of health care workers on KQMH	0	0	0	0	0		
	improve referral system	Number of functional ambulance procured	0	1	0	0	1		
	strengthen RMNCAH supportive supervision	number of RMNCAH utility vehicles procured	0	0	0	0	0		
Immunization	Access to Immunization	% Children under 1 year of	80%	80%	80%	63.3 %	66.9%	76.2%	

Sub-program	Key Outputs	Performance Indicators	Planned Targets			Achieved Targets			Remarks
			2018 /19	2019 /20	2020 /21	2018 /19	2019/ 20	2020/ 21	
	n by all eligible children	age fully immunized							
	Training of health care workers on operational level training	No of health workers trained	70	100	120	120	70	0	
	Support supervision and mentorship	No. of supports supervision conducted	48	72	72	72	100	100	
	Quarterly collection and distribution of vaccines and other logistics	No .of collection and distributions visits conducted	4	4	4	4	4	4	
	Integrated outreach	No. of outreach conducted	200	200	200	144	160	170	
	Quarterly EPI data review meeting	No. of review meetings conducted	4	4	4	4	4	4	
	Sensitization of CHVs on C-MNCH/FP	No. of sensitization meeting conducted	100	80	60	100	80	60	
	Quarterly EPI stakeholders forum	No. of stakeholders meeting conducted	4	4	4	4	4	4	
Human nutrition and dietetics	Improved Maternal and young child nutrition care and management at the facility level	Health facilities up scaled up to offer high impact nutrition interventions	95	95	120	90	95	150	120 Health facilities offering high impact nutrition interventions

Sub-program	Key Outputs	Performance Indicators	Planned Targets			Achieved Targets			Remarks
			2018 /19	2019 /20	2020 /21	2018 /19	2019/ 20	2020/ 21	
		Health workers trained on MIYCN	30	30	30	30	30	30	Partner support-(KRC)
	Improved nutrition status of children 0-59 months	Health workers trained on BFCI	15	30	30	15	45	3	Achieved
		Community health workers trained on BFCI	120	200	280	120	160	0	Not achieved
		Children supplemented with vitamin A twice per year	80%	80%	80%	68%	75%	72%	Target not achieved
		Proportion of Children 0-5 Months Exclusively breastfed	60%	60%	60%	40%	60%	72%	Survey not done ,use DHIS Data
	Integrated management of acute malnutrition strengthened	Health workers trained on Integrated management of acute malnutrition(IMAM)	30	30	90	30	35	0	Not achieved due to inadequate funding
		Number of health facilities offering IMAM services	100	120	120	90	100	120	Achieved
		Number of health workers trained on Logistics management and information systems (LMIS)	50	50	30	0	0	0	Trainings yet to be done
		Facilities with well stocked Supplementary feeds(RUSF and CSB)	120	120	120	0	0	0	Not achieved(No funding allocated for nutrition commodities)

Sub-program	Key Outputs	Performance Indicators	Planned Targets			Achieved Targets			Remarks
			2018 /19	2019 /20	2020 /21	2018 /19	2019/ 20	2020/ 21	
	Strengthened Nutrition surveillance at community and health facility levels	Health facilities Supplied with Nutrition anthropometric tools	100	120	150	100	150	0	Not achieved
		Health Facilities reporting on LMIS for nutrition commodities	60	100	100	80	100	100	Achieved
	Strengthened Nutrition emergency preparedness and response	Number of contingency reviewed and updated	1	1	1	1	1	1	Reviewed and document available
		Number of sub counties with pre-positioned nutrition commodities for emergencies	1	1	2	2	2	2	Prepositioning not done due to shortage of nutrition commodities
	capacity of response teams on Nutrition in emergencies strengthened	Health workers(Nutritionist and PHO's) trained on monitoring and enforcement of breast milk substitute act	30	30	30	0	0	35	Achieved-training done in November 2019
		Health workers trained on Nutrition in Emergencies package module (MIYCN-e)	30	30	30	0	0	17	Done in 2020
	IMAM surge scaled up in all health facilities offering	Health workers trained on IMAM surge	5	15	26	5	7	15	done

Sub-program	Key Outputs	Performance Indicators	Planned Targets			Achieved Targets			Remarks
			2018 /19	2019 /20	2020 /21	2018 /19	2019/ 20	2020/ 21	
	IMAM services								
Infrastructure development for maternal health	increase access to skilled birth attendants	Number of maternities equipped	10	18	10	0	18	0	

### General Administration, Planning and Support Services

The general administration, planning and support programme functions as an enabling programme for effective delivery of the desired health outcomes defined under the three programmes above. Delivery of efficient quality health services is largely dependent on the establishment of strong health administration and governance structures to drive achievement of county health program objectives. There is, therefore, need to strengthen county health systems institutional framework as enablers of efficient and effective service delivery. During the review period, the Baringo health department implemented six sub-programmes under this enabler which included;

- i. Human resource management,
- ii. Research, standard and Quality assurance,
- iii. Health Administration Office,
- iv. Infrastructure development
- v. Health Policy and Financing
- vi. Monitoring & Evaluation – HMIS

Sub-program	Key Outputs	Performance Indicators	Planned Targets			Achieved Targets			Remarks
			2018 /19	2019 /20	2020 /21	2018 /19	2019 /20	2020 /21	
Human resource management	Staff performance appraisal and performance contract	No. of staff appraised	1100	1200	1275	954	1116	1275	
	HCW particulars uploaded to iHRIS	Number of HCW on IHRIS	1000	1286	1275	1100	1280	1275	
	Recognition and award to performance of HCW	Number of staff awarded for recognition	60	80	80	60	80	80	
		Number of health facilities awarded	7	7	7	4	4	4	
	Improved health care management	No of HCWs recruited in all cadres							
	Development and dissemination of HRH policy	Number of HRH documents launched and disseminated	1	2	1	2	4	3	
Research, standard and Quality assurance	Improved health service through research	Number of operational research conducted	8	8	8	0	0	0	
		Documented Health research priorities	1	1	1	0	0	0	

	Improved communication for research	Number of research findings disseminated	4	4	4	1	1	1	
		No of policy dialogues conducted	4	4	4	0	1	1	
	Improved research capacity for health workers	Number of health care workers trained on basic research methods	50	50	50	0	0	0	
		Number of health care workers participated in conferences, symposiums and seminars	10	10	10	0	5	5	
Health Administration Office	Annual Work plan in place	No. of AWP implementation review meetings	4	4	1	3	2	1	
	Annual Performance reviewed	Annual performance review report in place	1	1	1	1	1	1	
	Budget Approved	Sector Annual development plan in place	1	1	1	1	1	1	
		Sector budget in place	1	1	1	1	1	1	
	Performance Contract	Performance contract in place	1	1	1	1	1	1	
	Efficient procurement and cost cutting	E-procurement in place	0	1	0	0	1	0	
	Fuel cards in place	No of fuel cards introduced	34	0	0	34	0	0	
	Use of information for policy formulation	No. of policy documents disseminated	2	2	2	2	4	2	
	Utility Vehicles in good condition	No. serviceable vehicles	34	34	34	34	34	34	

	Ambulances in good condition	No. serviceable ambulances	20	22	22	20	22	22	
--	------------------------------	----------------------------	----	----	----	----	----	----	--

	DHIS Updated	No. of monthly reports uploaded	2812 4	2820 0	2616 5	2706 9	2820 0	2820 0	
	To improve recording keeping and reporting	No. of facilities automated	10	10	18	10	10	10	
	To review performance	No. of review meetings conducted	24	24	24	20	24	24	
	Printing of Registers and reporting tools	No. of Registers and reporting tools printed	1600	1600	1400	1400	1200	1200	
	Quarterly requisition of Airtime	No. of airtime requested	4	4	4	4	4	4	
Health Policy and Financing	Strengthened Health Policy and legislative framework for service delivery	Number of health policies and legislations enacted	4	4	4	0	0	2	
		Budgeted amount to procure health insurance under the UHC framework	1000 0	1000 0	2000 0	0	0	0	
Monitoring and Evaluation	completed strategic plan and M&E plan	completed and adopted strategic plan	0	1	1	0	1	0	
	completed M&E plan	completed M&E plan	0	1	1	0	0	0	
	completed AWP, with set targets	completed AWP with agreed targets	0	1	1	0	1	0	
	TWG meetings held	no. of M&E TWG meetings held	0	2	4	0	2	1	
	submitted quarterly progress reports	no. of timely quarterly progress reports	0	4	4	0	4	2	

	departmental newsletters	no. of newsletters produced	0	0	4	0	0	0	
	stakeholders forums	no. of stakeholders forums held	0	1	2	0	1	1	

	documented best practices	no. of best practices documented	0	1	1	0	1	0	
	Quarterly support supervision	No. of supervision visits to facilities	7	7	7	7	7	7	
Health records and Information	To improve reporting	No. of facilities with automated EMR	18	18	10	10	10	10	
	quarterly program review meetings	no. of review meetings held	4	4	4	4	4	4	
	Printing of registers and reporting tools	No. of registers and reporting tools printed	3200	3200	3680	3680	3680	3680	
	Quarterly requisition for airtime	No. of times airtime was requisitioned	4	4	4	4	4	4	
	Data Quality audits	no. of DQAs done	3	3	4	4	4	4	

### 2.3.9 Public Administration, Governance and Intergovernmental Relations

#### Background information

The Department of devolution, public service and administration, ICT and E-Government is comprised of two sub sectors with two chief officers namely Devolution, Public service and Administration which comprises of office of the Governor General Administration, office of the Deputy Governor, county secretary, Civic Education, communication, Disaster risk management, Research and Resource Mobilisation, Legal Services, and Sub County Administration. And the other sub sector being Information Communication Technology and E- government which comprises the ICT unit.

#### Vision

To be the most attractive, competitive and resilient county that affords the highest standard of living and security for all its residents.

#### Mission

To transform the livelihoods of Baringo residents by creating a conducive framework that offers quality services to all citizens in a fair, equitable and transparent manner by embracing technologies, innovation and entrepreneurship in all spheres of life.

#### Strategic Objectives

The Department has the following mandate:

1. To ensure effective coordination and management of county government development
2. To promote good governance
3. To promote public policy formulation and implementation
4. To mitigate and ensure preparedness against disasters in the county
5. To manage and oversee county public service
6. To organize county executive meetings, county celebrations and convey government decisions to relevant persons and authorities
7. To promote ICT integration across County Programme, processes and Systems
8. To provide for evaluation and reporting on the extent to which National values are complied with in the County
9. To provide for organization, staffing and functioning of public service
10. To promote human resource development and management in public service
11. To exercise disciplinary control in public service

### 3.10.2 Role of stakeholders

Name of Organization	Programme Area of focus/Priorities/ Goals	Geographic area targeted (sub county, Ward)	Project period/ Duration	Remarks
Self Help Africa	Resilience building and food security	County wide	2018-2023	MOU with county NDMA
WFP	Programme productive safety net Humanitarian supply chain Capacity building	County wide	2018-2023	MOU on CCP capacity building on emergency preparedness and response
NDMA	Drought management Resource mobilization and coordination	County wide	2017-2022	secretariat to the CSG
World vision Kenya	community social development projects and nutrition	Mogotio, Baringo south, Baringo North, and Tiaty	2017-2022	works under the CSG coordination mechanisms
Kenya Red Cross society	Humanitarian assistance, emergency response (operation and maintenance), resilience building projects (Tiaty, Baringo south and Mogotio),	County wide	2017-2022	works under the CSG coordination mechanisms
Kerio Valley Development Authority	Promote development at ASAL areas. Undertake River basin conservation and management through integrated river basin based Development programmes	County wide	2017-2022	ASDSP
NCCK/ADS/CIM	Climate change governance programme	Tiaty and Baringo North	2017-2022	
RECONCILE	peace and conflict management governance, natural resource management.			
FAO	Support to NRM, policy and legislation, capacity building, market development and Rangeland management	County wide	2017-2022	None
ACTION AID (AAIK)	Livestock development, Water development, health and nutrition support, agriculture	Tangulbei and Churo divisions in East Pokot sub-County	2017-2022	works under the CSG coordination mechanisms
ADS.	Capacity building, climate change adaptation, education, governance, Health services support, WASH, VCD, Economic livelihood support, Peace and security and humanitarian support.	Tiaty sub county	2017-2022	None

Christian Impact Mission (CIM)	Rural development through resilience building	Countywide	2017-2022	currently implementing livelihood project in Tiaty
UNICEF	Child support and champion for child rights	Countywide	2017-2022	None
National Government	Policy and regulations formulations, Capacity building of institutions, Financing value chain businesses.	Countywide	2017-2022	Cooperation exists among the 2 levels of government as per the constitution
Jamii Thabiti	Community development	Countywide	2017-2022	No MoU signed.
CEDGG	Civic engagement, public participation and governance	Countywide	2017-2022	None
NOREB	Support towards policy and regulation formulation and market linkages for county flagship products and services	Countywide	2017-2022	Cooperation exists between county and economic block
COG	Support towards policy and regulation formulation to enhance devolution	Countywide	2017-2022	

### 3.10.3 Sector/ Sub-sector Achievements in the ADP Year 2021/22

**Table 2: Summary of Sector/ Sub-sector Programmes Achievements on Previous ADP (2021/2022)**

<b>Program name, Administration</b>						
<b>Objective. Increase efficiency and effectiveness of County Government</b>						
<b>Outcome: Improved efficiency and effectiveness of service delivery</b>						
<b>Sub program</b>	<b>Key outputs</b>	<b>Key performance indicators (output)</b>	<b>Baselines 2020/2021</b>	<b>Planned targets (2021/2022)</b>	<b>Achieved targets</b>	<b>Remarks</b>
Office of the Governor repairs and Maintenance	Repair and maintenance of Governors Office	1 Governors repaired and maintained	Improved service delivery	1	Ongoing procurement process	
Furniture and other accessories						
Mochongoi Ward Office: Cash transfer funds-	construction of ward offices	1 ward office	Improved service delivery at ward level		Complete	need to operationalise through construction of latrines, furniture's and fencing and electricity
Silale Ward Office Cash transfer	construction of ward offices	1 ward office	Improved service delivery at ward level		Complete	need to operationalise through construction of latrines, furniture's and fencing and electricity
Ewalel Chapchap Ward Office Cash transfer	construction of ward offices	1 ward office	Improved service delivery at ward level		Complete	need to operationalise through construction of latrines, furniture's and fencing and electricity
Lembus Ward Offices at (Torongo) Cash Transfer	construction of ward offices	1 ward office	Improved service delivery at ward level		Complete	need to operationalise through construction of latrines, furniture's and fencing and electricity
Koibatek Ward Office at (Esageri) Cash transfer	construction of ward offices	1 ward office	Improved service delivery at ward level		Complete	need to operationalise through construction of latrines, furniture's and fencing and electricity
<b>programme Name; communication and media services</b>						
<b>objective to strengthen communication linkages between county government and its stakeholders for dissemination of information</b>						
<b>outcome: informed citizenry</b>						

Sub program	Key outputs	Key performance indicators (output)	Key outcome	Planned targets (2021/2022)	Achieved targets	Remarks
Communication and media services	Publishing, producing and distribution of county newspaper (Baringo Today)	Number of copies produced	Increased awareness and reporting of the development projects and programmes by the citizens and county employees	5,000	0	No budget
	Newspaper supplements and documentaries	number of newspaper supplements number of T.V documentaries	Enhanced awareness and presence in the county, national and international arena and to report on the gains of devolution to the citizens.	2	3 Newspaper supplements and pull-outs in national print media and 3 TV documentaries during devolution anniversaries, special launching /commissioning of projects	three supplements done
	Printing of Brochures	number of brochures produced yearly.	Continuous reminder and updating of the county development agenda to the citizens	once a year	Published and distributed four departmental and sub county-based brochures	Done
	Media coverage and monitoring		Increased awareness and continuous education of the county functions to the citizens and stakeholders	at least one story each week in each platform	daily Coverage and reporting of county functions and tracking of the same in national print, electronic and social media platforms	Done
	Facilitate the team with modern equipment	number of modern equipment acquired	Increased efficiency by the staff and improved quality of pictorials, edited stories and Video clips for sharing with the mainstream	1 DSRL camera, One iMac design desk top computers. 1.Beacon(model) 8000 PA executive system 1. Mixer	0	no funds

			media and for YouTube uploads	2. 300 W Box speakers		
<b>Public Service Development &amp; Management</b>						
<b>objective: to strengthen service delivery</b>						
<b>outcome: improved and efficient service delivery</b>						
Sub program	Key outputs	Key performance indicators (output)	Key outcome	Planned targets (2021/2022)	Achieved targets	Remarks
Public Service development and management	Implementing performance contracts to guide on performance management	Number of performance contracts	improved service delivery	10	0	no funds
	Review service charters	Number of service charters developed	improved service delivery.	10	10	all county departments have their service charters developed though not reviewed
	Staffing Establishment	Approved Staff Establishment in place	improved staffing capacity	10	10	Continuous Review of Plans which are already in place
<b>Program name.: CPSB.</b>						
<b>Programme: Civic Education and Public Engagements</b>						
<b>Objective: To promote public participations and civic engagement in county governance</b>						
<b>Outcome: Enhanced public participation and civic engagements</b>						
Sub program	Key outputs/outcome	Key performance indicators (output)	Planned targets (2021/2022)	Achieved targets	Remarks	
Roll out civic education activities	Civic education champions from both public and county staffs identified and trained	No. of champions trained	100	20	Insufficient funds, Covid 19 Disruptions	
	Civic education forums at ward levels	No of forums held	100	50	Insufficient funds and Covid 19 Disruptions	
	Strategic partnerships for civic education advancements	No of strategic partnerships entered for civic educations	2	2 (CEDGG, KDSP)		
	Radio engagements programme	no of local radios talk-shows held	20	6	Insufficient funds	
<b>Programme: Research and Policy Development</b>						
<b>Objective: To promote evidenced based policy formulation and planning and resource mobilisation</b>						
<b>Outcome:</b>						
Sub program	Key outputs/outcome	Key performance indicators (output)	Planned targets (2021/2022)	Achieved targets	Remarks	
Research and resource mobilization	support to policy development and reviews	No of policy development /review supported	2	3 (supported development Livestock policy, animal	Support given based on county departments needs	

				health strategic plan, review of contingency plan, development of response plan.	
	updating of county statistical abstract/factsheets	No of statistical abstracts updated	1	1 statistical abstract updated through regular secondary reviews	
	support county departments in resource mobilisations to support county programmes	No of concept notes and proposals developed for resource mobilisation to support county departments programmes	4	6 concepts and proposals developed and shared with partners	Support given based on county departments needs
	support to planning and budget making process	No of Public participations facilitated in technical drafting of key planning documents	3 public participations 3 planning documents	3 public participations 3 planning documents	Support given based on county departments needs

**Programme: Legal services**

**Objective:**

**Outcome: Improved compliance to the constitution**

Sub program	Key outputs/outcome	Key performance indicators (output)	Planned targets (2021/2022)	Achieved targets	Remarks
Legal Services	provision of legal advisory services	No of Legal advisory and opinions given on county issues	10 legal advisories and opinions	7 legal advisories	Insufficient funding hampered the units programme
	representing the county cases in courts	No of court cases handled	10	8	Insufficient funding hampered the units programme
	drafting of bills and policies for the executives	No of bills drafted	5	1	Insufficient funding hampered the units programme
	development/review of MOU on behalf of the county	No of MOUs drafted and reviewed	4	4	Insufficient funding hampered the units programme

**Programme: Disaster Risk Management**

**Objective: To build a safe, resilient, and sustainable county**

**Outcome: To implement policy and legal institutional framework for DRM, including promotion of a culture of disaster awareness and building capacity for disaster risk reduction, at all levels (Preparedness, mitigation, response & Rehabilitation)**

Sub Program	Key outputs/outcome	Key performance indicators (output)	Planned targets (2021/2022)	Achieved targets	Remarks
-------------	---------------------	-------------------------------------	-----------------------------	------------------	---------

Ensure County Preparedness (EPR)	Supported food aid distribution to vulnerable households in	285 sub-locations of the Baringo County	4	4	-
	Monitor early warning systems and share early warning information in a timely manner	Monthly EWS Bulletin circulated CSG Meetings conducted Radio alerts	12 12	12 10	fewer meetings due to Covid 19 restrictions
	Identify and prioritize disaster prone areas and develop multi sectoral contingency plans.	Multi Hazards Contingency plan	1	1	done with support from partners
	Maintain sufficient strategic food reserves and undertake stock piling of food and non-food items.	No of food stock and Non-food stock purchase	3000 bags of Maize, 1500 bags of beans, 3000 iron sheets	800 bags of maize, 500 bags of beans	W were unable to meet the required due to inadequate budgetary allocation

## (ii) Analysis of Capital and Non-Capital projects of the Previous ADP (2021/2022)

**Table 2a: Performance of Capital Projects for the ADP period 2021.22**

Project Name/ Location	Objective/ Purpose	Output	Performance Indicators	Status (based on the indicators)	Planned Cost (Ksh.)	Actual Cost (Ksh.)	Source of funds
Ward offices	Increase efficiency and effectiveness of County Government	ward offices constructed	number of ward offices constructed	12 ward offices	54m	-	BCG
Purchase of Governors Utility vehicle	improved service delivery	vehicle purchased	no of vehicle purchased	1 Landcruiser Prado	14m	13,998,229	BCG
Fencing of Mogotio Sub County office	improved security	fence and modern gate	sub county office fence and gate	not yet implemented	1,904,708	-	BCG
D.G residence Maintenance	improved service delivery	maintained residence	D.G s residence maintained	not yet (D.G has no official residence yet there is funds to maintain the offices	2.0033,806	--	BCG

Construction of Toilet, Purchase of Gutters and 100000lts Tank at Koibatek Ward offices	improved service delivery	Number of toilet constructed	1koibatek ward office toilet constructed	To be retendered due to procurement challenges	500,000	-	BCG
Construction of Toilet, Purchase of Gutters and 100000lts Tank in Silale Ward offices	improved service delivery	Number of toilet constructed	1 toilet block constructed	Budget deficit	500.000	-	BCG
Construction of Toilet, Purchase of Gutters and 100000lts Tank at Ewalel Chapchap Ward offices	improved service delivery	Number of toilet constructed	1 toilet block constructed	Awarded, handing over of sight yet to be done	500,000	-	BCG
Construction of Toilet, Purchase of Gutters and 100000lts Tank at Kisanana Ward offices	improved service delivery	Number of toilet constructed	1 toilet block constructed	To be retendered due to procurement challenges	500,000	-	BCG
Construction of Toilet, Purchase of Gutters and 100000lts Tank at Mochongoi Ward offices	improved service delivery	Number of toilet constructed	1 toilet block constructed	Awarded, handing over of sight yet to be done	500,000	-	BCG
Construction of Toilet, Purchase of Gutters and 100000lts Tank at Lembus Ward offices (Torongo)	improved service delivery	1 toilet block constructed	1 toilet block constructed	To be retendered due to procurement challenges	500,000	-	BCG
Purchase of Utility Project Vehicles For Revenue	improved service delivery			Procurement process done but the budget was moved to treasury	18,200,000	-	BCG

## E-Government and Information, Communication and Technology Sub Sector

### Performance of Capital and Non-Capital Projects for the previous year 2021-2022

Project Name/ Location	Objective/ Purpose	Output	Performance Indicators	Status (based on the indicators)	Planned Cost (Ksh.)	Actual Cost (Ksh.)	Source of funds
redesign the existing County website be incorporated with enhanced online content and security	Improved service delivery and ease of interaction with citizens	1 county website redesigned	number of county website redesigned		1,000000	-	BCG
Training of Ajira in wards (Mochongoi, Mogotio and Ravine)	Proficient and technical staff; enhance service delivery		No of staff/persons trained		3000,000		

## **Challenges experienced during implementation of the previous ADP**

- Inadequate funding to support programme implementations
- Political electioneering period affected service delivery
- Understaffing in some key county departments
- Disaster emergencies especially resource-based conflict, cattle rustling, floods and fire with county having little resources to respond
- Inadequate working space for the department staffs affected employees' output
- Lack of the required HR equipment i.e., file cabinets and branded files.
- Use of manual records which is prone to inefficiency and ineffectiveness.
- Shortage of HR staff due to budgetary constraint.
- Low level of experience of the County HODs/ Supervisors in HR matters.
- Inadequate funding for staff training.
- Lack of a motor vehicle for monitoring and evaluation.
- The county has not fully benefitted from Information Communication Technology (ICT) as the requisite infrastructure has not been put in place.
- Majority of the county's residents have not embraced ICT apart from youth closer to urban centers and frequently use cyber cafes. There is also lack of electricity mostly in rural areas.
- Most public offices, learning institutions and health facilities in the county are yet to be fully connected with internet
- Inadequate ICT Staff Capacity – There are few staff to support countywide projects
- Inadequate funding of ICT Proposed projects

## **Lessons learnt and recommendation**

- Lack for budgetary allocation specifically for Disaster preparedness and response proved a challenge in responding effectively to disasters
- Provision of adequate funds for staff training .ie. 2% of the County recurrent budget as a policy guideline.

- Purchase of a software to make the HR records digital (HRIS). Including all County employees in the IPPD system.
- The County HR Advisory Committee should have alternate members to avoid quorum hitches i.e., County Directors.
- There is need to interface National and County Government ICT projects to obtain synergy

### **Recommendations and Way forward**

- ❖ Construction of County Headquarter Office Blocks
- ❖ Construction of Official Governor and Deputy Governor Residences
- ❖ Completion and equipping of Ward Offices
- ❖ Staff Training
- ❖ Provision of additional office space
- ❖ Purchase of office Furniture & Equipment
- ❖ Adequate Staffing across the sector in the department.
- ❖ Purchase of utility vehicles for departments
- ❖ Acquisition and prepositioning of food and non-Food items for response
- ❖ Continuous community training and awareness creation on disaster risk reduction
- ❖ County ICT infrastructure development to support service delivery
- ❖ Strengthening partnerships to aid resource mobilization to supplement county budgetary allocation.
- ❖ Continuous review of dept. policies to be in tandem with the national policies and legislation

### **2.3.10 Department of Finance and Economic Planning**

#### **Introduction**

The Department has given strategic priority to providing the leadership required to accelerate the implementation of the CIDP and Sector plans of departments in the county as a whole. The strategic objectives and the strategies to be pursued will be at the core of the Department's daily functions over the next 1 year. The Department has therefore identified 5 strategic issues of operation with the corresponding objectives and means required for effective implementation. The departmental strategic issues identified are as follows:

*Strategic Issue 1:* Effective Economic Planning, Budgeting, Policy formulation and Socio-economic management and tracking of results

*Strategic Issue 2:* Effective finance Management and Making Treasury work.

*Strategic issue 3:* Institutional strengthening and good governance.

*Strategic issue 4:* Mobilization, Public Private Partnership and allocation of financial resources

*Strategic issue 5:* Create excellence in delivery of service in the department

## **Performance Review of the Previous CADP**

### **(i) Accounting Services**

- Timely submission of quarterly reports to national treasury, controller of budget and county assembly.
- Budget and Planning
- Preparation and submission of budget estimates 2021/2022 FY
- Implementation of KDSP Grants and prepared project proposal for the previous grant

## **County Public Service Board**

### **Introduction**

This plan outlines the Mandate of the County Public Service Board, its vision, mission, values, strategic themes, strategic objectives and strategies to achieve the objectives. It also addresses the Board's Annual Development Plan through specific and projected activities of the Board for the Financial Year 2020/2021.

### **Mandate**

The mandate of the Board, as derived from the Constitution of Kenya and the County Government Act 2012 is to provide for organization, staffing and functioning of the county public service of Baringo County Government for effective and efficient service delivery.

### **Core Functions**

The core functions of the Board as derived from its mandate are to:

- i. Establish and abolish offices in the County Public Service;
- ii. Appoint persons to hold or act in offices of the county public service including qualified persons to serve in the Boards of Cities and Urban Areas within the county and to confirm appointments;
- iii. Exercise disciplinary control over, and remove persons holding or acting in those offices;

- iv. Prepare regular reports for submission to the County Assembly on the execution of the functions of the Board;
- v. Promote in the county public service the Values and Principles of good governance;
- vi. Evaluate and report to the County Assembly on the extent to which the values and principles have been complied with in the county public service;
- vii. Facilitate development of coherent, integrated human resource planning and budgeting for personnel emoluments in the county;
- viii. Advise the county government on implementation and monitoring of the national performance management system in counties;
- ix. Make recommendation to the Salaries and Remuneration Commission, on behalf of the county government, on their remuneration, pensions and gratuities for county public employees.

## **Vision**

To be the most responsive, accountable and efficient County Public Service Board in Kenya.

## **Mission**

To build a high performing, engaged, motivated and citizen-focused workforce through efficient recruitment and retention of competent, ethical and professional staff, promotion of national values and principles of good governance and development of effective policies and advisories for effective public service management in Baringo County.

## **Values Statement**

These are set of beliefs and standards of behaviour that drive the Board's vision.

They constitute the acceptable behaviour in our operations.

They are key to our corporate culture and overall performance as an entity.

This section is informed by the insight that County Governments are under growing pressure from the public to use information, resources and authority for intended purposes.

- i. **Integrity:** We have a commitment to act with honesty, fairness, accountability, and transparency at all times in all our functions;
- ii. **Customer Focus:** Our services to our customers will be guided by their needs as established by regular customer need assessment and customer satisfaction;
- iii. **Professionalism:** The Board members as well as the Secretariat of all cadres will stand test of competent execution of their duties and responsibilities at all times;
- iv. **Ethical Behaviour:** The Board members as well as the Secretariat of all cadres will stand test ethical scrutiny in all their undertakings at all times;
- v. **Innovativeness and Creativity:** We are committed to continual improvement of our services through learning and development and Quality Management Systems;
- vi. **Teamwork:** We promote unity of purpose among board members and the secretariat
- vii. **Equity and Diversity:** we are committed to creating a diverse workforce which is free of discrimination and affords equal opportunity to all the people of Baringo County;
- viii. **Good Governance:** We promote and apply principles of good corporate Governance in all our decisions and operations and adapt the best Practice benchmarks of corporate governance
- ix. **Commitment to Results & Value:** we are committed to getting results and value for money.

## **Strategic Themes, Objectives and Strategies**

### **Strategic Themes**

The Board has identified four strategic themes as follows:

- i. Human Resource Development and Management
- ii. Transformation in County Public Service and Effective Service Delivery
- iii. Boards' Capacity Building and Corporate Image
- iv. Financial Resources for the Board's Operations.

### **Strategic Objectives**

- i. To achieve the four strategic themes, seven strategic objectives are set out as follows
- ii. To develop county public service core skills and competencies
- iii. To enhance implementation of performance management in the county public service
- iv. To provide a framework for employee discipline management
- v. To attract and retain highly productive and motivated work force
- vi. To promote principles of good governance in county public service and service delivery
- vii. To enhance the boards' capacity building and corporate image
- viii. To mobilize and manage adequate financial resources for the Board's Operations

### **Strategies**

#### **Strategic Objective 1:**

To develop county public service core skills and competencies

- 1.1 Review and institutionalise public sector training policy
- 1.2 Carry out competence and skills assessment
- 1.3 Develop employee and implement training needs projections
- 1.4 Implement training policy and program

#### **Strategic Objective 2:**

To enhance implementation of performance management in the county public service

## **Strategies**

- i. Capacity building on public sector performance management framework
- ii. Signing and cascading of Performance Contracts

### **Strategic Objective 3:**

To provide a framework for employee discipline management

## **Strategies**

Review of public sector COR

Development of disciplinary framework

### **Strategic Objective 4:**

To attract and retain highly productive and motivated workforce

## **Strategies**

Develop and implement a human resource management strategy

### **Strategic Objective 5:**

To promote principles of good governance

## **Strategies**

- i. Operationalize the national values and principles Act
- ii. Operationalize the public officers' ethics Act of 2003
- iii. Promotion of public participation in policymaking and implementation
- iv. Manage HR strategic linkages, collaborations and partners
- v. Organizational culture and change management initiatives

### **Objective 6:**

To enhance the boards' capacity and corporate image

## **Strategies**

- i. Operationalize the boards' governance framework
- ii. Leverage Information Communication Technology (ICT) for operational efficiency
- iii. Develop and implement Board communication strategy (customer focused) Manage the
  - a. boards' monitoring, evaluation and reporting system

## Review Of Specific plans for 2020/2021

### Departmental Targets and Achievements

Programme /Project	Baseline	Target	Achievements to Date	Target for 2020/2021	Gap	Remarks
<b>1 Strategic Objective 1: To develop county public service core skills and competencies.</b>						
Staff Capacity Building			<ul style="list-style-type: none"> <li>☐ A training policy is in place</li> <li>☐ No Board Members were trained on SLDP and no secretariat trained on CPD trainings in the year 2019/2020</li> </ul>	<ul style="list-style-type: none"> <li>☐ To train 5 Board members on Strategic Leadership</li> <li>☐ To train 7 Board members on Governance</li> <li>☐ Facilitate 13 Staff including the Secretariat Staff to attend training and achieve at least 5 Training days</li> <li>☐ Training on CPD to Improve Corporate Governance</li> <li>☐ Carry out a skills and Competence Assessment</li> </ul>		<p>5 Board Members trained on SLDP</p> <p>7 Seven members trained on Governance All the Board members and its secretariat staff attended training and achieve at least 5 training days in the FY</p> <p>All members and the secretariat staff achieved CPD trainings</p> <p>Skill &amp; Competence assessment carried out on all staff</p>
<b>2 SBO2: To enhance implementation of performance management in the county public service</b>						
Performance			The Board	☐ Recruit a		Recruitment of a

management			development Staff Performance AppraisalTools	Performance Management officertofast track management of performance Capacity  Buildon public sector Performance Management	Performance Management Officerdone  Advisoryon Managementof Performance Management systemand Processdone
------------	--	--	----------------------------------------------------	-----------------------------------------------------------------------------------------------------------------------------------------------------------------	-------------------------------------------------------------------------------------------------------------------------------------

3	<b>Strategic Objective 3: To provide a framework for employee discipline management</b>				
	Institute frameworks for discipline management			<p>A discipline guideline earlier developed, is yet to be reviewed and approved.</p> <p>Committee handling disciplinary issues for the county is in existence</p> <p>21 disciplinary cases were handled</p>	<ul style="list-style-type: none"> <li>▢ Operationalize the discipline guideline</li> <li>▢ Capacity build the disciplinary committee</li> <li>▢ Formulate strategies on reduction of disciplinary rates</li> </ul>
4	<b>Strategic Objective 4: To attract and retain highly productive and motivated workforce</b>				
	Recruitment and retention of staff			<p>21 new employees were recruited during the year 2020/2021 FY to enhance public service delivery.</p> <p>124 health officers were promoted and 133 officers at the department of health on probation was confirmed in 2020/2021</p> <p>16 staff were given extensions of contract across departments, 155 ECDE teachers and 29 Plant Operators</p> <p>1 Director Administration was seconded during the financial year</p>	<ul style="list-style-type: none"> <li>▢ Develop a recruitment and retention strategy</li> <li>▢ Re designation of staff</li> <li>▢ Promotion of eligible staff in the financial year</li> </ul> <p>Confirmation of staff on probation who are eligible and due.</p>
5	<b>Strategic Objective 5: To promote principles of good governance</b>				

	Enhancement of National values			<p>A policy on national values earlier developed is yet to be reviewed and approved for implementation</p> <p>National values and principles act was operationalized and a number of staff who</p>	<ul style="list-style-type: none"> <li>▫ Conduct training on national values/sensitization</li> <li>▫ Develop and implement a mechanism of reporting on the extent to which</li> </ul>	
--	--------------------------------	--	--	----------------------------------------------------------------------------------------------------------------------------------------------------------------------------------------------------	----------------------------------------------------------------------------------------------------------------------------------------------------------------------------------------	--

DRAFT ADP 2023/2024 FY

## CHAPTER FOUR

---

### 4.0 Sector Development Priorities and Strategies

---

The County Integrated Development Plan 2018-2022 development priorities and strategies are presented in eight sectors, namely: Energy, Infrastructure and ICT; Environmental Protection, Water and Natural Resources; Agriculture, Rural and Urban Development Sector; General Economics and Commercial Affairs; Education; Health; Social Protection, Culture and Recreation; Public Administration, Governance and Inter-governmental Relation.

#### **4.1 Energy, Infrastructure and Information, Communications and Technology Sector**

Energy, Infrastructure and Information Communications and Technology Sector consist of four sub-sectors namely; Energy Access; Transport, Public Works; Information and Communications Technology. The sector is one of the key foundation sectors in county development priorities. This section describes the various infrastructural facilities and their access in the County. They include: the road network, rail network, airports, and airstrips. It also includes ICT which include post offices, mobile telephony, landlines, fiber optic cables, radio and television. Also included are energy access and housing types. The constitution of Kenya 2010 places the implementation of Energy, County Mechanical and mechanization management; Infrastructure and ICT Sector under the two tier of government with some specific functions split between the national and county governments.

The fourth schedule of the constitution 2010 part 2(5) gives the powers and functions to the county government on county transport including: County roads, Street lighting , Traffic and parking , Public road transport, county public works, Mechanization and services, electricity access, gas reticulation and energy regulation.

#### **Energy sub-sector**

The energy sub sector is geared towards providing energy required by the flagship and other projects that is expected to accelerate economic growth and development by 2030.

The Sub-sector strategic objective is to develop and improve access to quality, reliable and affordable energy. The main sources of energy in Baringo County are electricity, solar, LPG, biogas paraffin, charcoal and firewood. Lack of access to clean sources of energy is a major impediment to development.

The county is endowed with significant amounts of renewable energy resources such as wind, solar, geothermal, small hydro and biomass. If harnessed, these resources can play a significant role in the country's energy supply mix. The county has a great significant potential in solar, geothermal and wind the department will take steps in promotion, development and utilization of renewable energy resulting in an increase in the contribution to national grid.

The Sub-Sector is responsible for Renewable Energy Promotion and Development; Thermal Power Development; Oil and Gas Exploration; Oil/Gas and Minerals sector capacity development; Rural Electrification Programme; Energy Regulation, Security and Conservation; and Fossil Fuels Exploration and Development. Mobilize resources for research and development of alternative energy sources.

#### **4.1.1 Transport and Infrastructure Sub-Sector**

The sub-sector Comprise of County Mechanization and machineries management, Rural and Urban Infrastructure Development and County Public Works. The operational objectives of the Sub-sector are: To promote effective public transport and traffic management, to develop climate proofed rural and urban roads infrastructure for improved social and economic integration, to ensure compliance to standards in public works.

The sub-sector is responsible for: County roads development, County infrastructure management and supervision, County roads development policy management; Transport policy management; Marine transport management; Rail transport and infrastructure management; Development, standardization and maintenance of roads; Mechanical and transport services; enforcement of axle load control and inspection; Materials testing and advice on usage; Standardization of vehicles, plant and equipment; Protection of road reserves; maintenance of air strips; and County transport and safety policy.

#### **4.1.2 Information Communications and Technology Sub-sector:**

The specific objective of the sub-sector is to develop ICT infrastructure, capacity, compliance and software applications for sustainable development

The sub-sector is responsible for: Provide Information Communications and Technology infrastructure (ICT); Development of County Communications Capacity and Infrastructure; Promotion of Software and hardware Development Industry, Provide ERP solutions to county government departments; County ICT Infrastructure development and management, Provision of ICT Consulting to other Government departments; Provision of ICT training, Provision of advisory services on acquisition of ICT and telecommunication services and equipment to departments; Telecommunication services, Development of ICT centers and innovation hubs, Data storage, usage and recover.

The sector contributes to the 2<sup>nd</sup> pillar on “employment and wealth creation for sustainable economic prosperity”

#### ***Vision***

To make communication, Infrastructure and Energy access memorable and sustainable.

#### ***Mission***

To build an efficient and reliable transport, communication and other public infrastructure while promoting innovations in energy and information communication technologies.

#### ***Sector Goals and Strategic Objectives***

- i. To build and maintain climate proofed transport infrastructure while ensuring effective public transport and traffic management in all parts of the county.
- ii. To provide technical assistance including monitoring and evaluation of all infrastructure projects in the County
- iii. To exploit available energy sources, access and promote technological advances which involve use of clean renewable energy and technological innovations
- iv. To develop communication infrastructure, capacity and information systems
- v. To develop sound policy, legal and institutional framework for the sector

#### 4.1.3: Stakeholders Analysis of sector development priorities and strategies

Table 1: Stakeholder's roles and responsibilities

Stakeholder	Roles
The National Treasury	The National Treasury's main role is to finance sector priorities and projects. Further, the National Treasury plays a regulatory and facilitative role. In addition, the National Treasury streamlines tax regimes and other levies in the Sector.
Ministry Of Transport Ministry of Energy and Petroleum Ministry of ICT	Development of policy and regulations to guide the department and support the development of county infrastructure
Other county government sectors	The function and powers of the county governments in this sector as per fourth schedule of the Kenyan constitution include: County transport including county roads, public road transport and ferries and harbors, excluding the regulation of international shipping and matters related thereto; and in the ICT sub sector cinemas, video shows and hiring.
Neighbouring Counties	Supporting the county's development agenda through provision of market for its products
SAGAS and AGAS	state corporations established by various acts of parliament and regulations
Information, Communications, Technology Authority (ICTA)	The Authority is tasked to; Develop and position Kenya as a preferred ICT destination in Africa; Develop and promote competitive ICT industries in Kenya; Develop world class Kenya ICT institutions; Increase access and utilization for ICT; Promote e-government services; Roll out digital Government initiative and; Provide and ensure quality and standards in ICT industry.
Kenya Urban Roads Authority (KURA)	KURA was enacted by CAP 408 of 2007 as being responsible for development, management and maintenance of all urban roads within cities and municipalities.
Kenya Rural Roads Authority (KeRRA)	KeRRA was enacted by CAP 408 of 2007 as being responsible for management, development, rehabilitation and maintenance of all rural roads classified as D, E and unclassified roads as per the first schedule of the Kenya Roads Act, 2007.

<b>Stakeholder</b>	<b>Roles</b>
Kenya National Highways Authority (KeNHA)	KeNHA was enacted by CAP 408 of 2007 as being responsible for management, development, rehabilitation and maintenance of National Trunk Roads classified as A, B and C. In addition, the authority advises the Ministry on technical issues such as standards, axle load, research and development
Rural Electrification Authority (REA)	REA was established under section 66 of the Energy Act of 2006 as a body corporate with the principal mandate of extending electricity supply to rural areas, managing the rural electrification fund, mobilizing resources for rural electrification and promoting the development and use of renewable energy.
Kenya Power & Lighting Company Limited (KPLC)	KPLC is a State Corporation established by The Electric Power Act CAP 314 (Revised 1986) with a mandate of purchasing electrical energy in bulk from KenGen and other power producers and carries out transmission, distribution, supply and retail of electric power.
Private Sector	The private Sector plays a crucial role in the provision of infrastructure facilities and services either fully private or through Public-Private Partnerships.
CSO and FBOs	Community Based Organizations, Faith Based Organizations and other special interest groups are involved in the planning, implementation, and monitoring and evaluating the Sector's programmes and activities.
County Assemblies and National Assemblies	The County Assembly plays a key role in the approval of Sector policies and enactment of enabling legislations.
Academic Institutions	Academic institutions engage with the Sector by providing expertise, professionals, human capacity building, promotion of science and technology and transfer of new innovations. Academic Institutions also support collaborative research and programme development besides collaborating with the Sector on policy guidelines, formulation and building of synergies.
General Public	Participating in charting the development strategy of the county and scrutinizing the performance of the county
National Construction Authority (NCA)	The National Construction Authority is a Parastatal established by the National Construction Authority Act No. 41 of 2011 with a mandate to oversee the construction industry and coordinate its development.
Geothermal Development Company Limited (GDC)	GDC was incorporated in 2008 by Energy Act No 12 of 2006. This is a 100% state-owned company established by the Government of Kenya as a Special Purpose Vehicle for the development of geothermal resources in Kenya.

#### **4.1.4 Sector/ sub-sector Development needs, Priorities and Strategies**

**Table 2: Sector Development Gaps/Needs, Priorities and Strategies**

<b>Program</b>	<b>Sub-program Objective</b>	<b>Development Gap/Need</b>	<b>Strategies</b>
Road Infrastructure Development	To enhance accessibility in Rural areas	Majority of the communities cannot access basic social amenities. There is need to open up the rural areas to enable them access such facilities.	Identify crucial areas isolated from the existing road network and ensure that roads opened are geared towards linking to key socio-economic hubs.

<b>Program</b>	<b>Sub-program Objective</b>	<b>Development Gap/Need</b>	<b>Strategies</b>
	To maintain good and climate proof rural road Network	Currently once roads are constructed, they are not regularly maintained. There is need to regularly maintain to increase the lifespan of these roads	- Carry out intensive programmes to improve earth roads to gravel roads. -Plan for periodic maintenance of roads as soon as they are opened.
	To Provide safe and reliable passage across water bodies and irregular land surface	Currently there are challenges in accessing parts of the county due to undulating terrain and water run-off. There is need to invest in safe and reliable passage to serve communities using them.	-Integrating crossing structures into all road construction projects
	To decongest and expand the County Urban Centers and spur economic development.	There is need to upgrade urban roads to bitumen standard to accelerate development in urban areas	Inclusion of upgrading and maintenance of bitumen roads in each financial year
	To Improve drainage and urban roads sustainability	Most towns in Baringo county have no proper drainage systems. There is need to develop drainages to eliminate cases of flooding and sustain the life of the roads	-Integrate provision of drainage systems into all road construction projects
	To Reduce traffic congestion and ensure order in urban centres	Currently there are few well designed and developed parking in the county. There is need to come up with more parking to ensure smooth flow of traffic and ease congestion.	-construct modern parking lots -Set up parking system and guidelines to maximise utility of parking areas
County Mechanical and Transport Management	To increase the County Machineries fleet and its management	The existing machineries are not enough to meet the needs of the entire county. There is need to acquire more and manage the existing machineries to meet the growing needs in the county.	-Acquire additional number of plant machineries and vehicles --Establish an automated fleet management system
	To have a centralized cost effective and efficient maintenance system for county machineries and vehicles	Currently maintenance of county vehicles and machineries are outsourced to third parties which are expensive and unsustainable. There is need to develop a county workshop to cater for quick repairs and maintenance.	- Establish a county vehicle and machinery maintenance workshop
	To have an organized and effective public transport system in the county by 2022	Currently there is very little control of movement and organization of public transport vehicles. There is need to develop a framework that controls how they are operated.	-Formulate policies and bills that will put in place a framework for the organisation and streamlining of operation of public service vehicles

<b>Program</b>	<b>Sub-program Objective</b>	<b>Development Gap/Need</b>	<b>Strategies</b>
ICT infrastructure Development	To build ICT and Incubation centers for nurturing innovation and Promote business process outsourcing (BPO's) in the County.	Currently we have 2operational and 1 incomplete ICT centres. There is need for at least 30 more centres.	-Build ICT centers -Build Innovation and incubation centers
	To equip ICT and Incubation centres with modern equipment to foster innovation and ICT promotion	2 ICT and Innovation Centres have been partially equipped. There is need to allocate enough funding for equipping existing and newly established ICT centres	-Acquisitions and installation of modern ICT equipment
	To Facilitate Internet Connectivity, system utilization and ICT resource sharing in 85 County Offices by 2022	32 County offices with LAN while 53 other offices' LAN are yet to be established	-Establish structured cabling in the offices -Put up metal trunking in the offices - Install Internet connectivity in county offices and departments
	To Interlink all county entities (Wards, Sub Counties, Hospitals and Departments to county HQ) for information sharing and Systems Integration	Currently there is no central communication platform due to lack of WAN to facilitate a unified communication and information sharing	-Laying and splicing of fibre optic cables -Erecting masts and installing receivers, repeaters and microwave dishes -Installing of switches, routers, amplifiers and patch panels -Laying and termination of data cables -Network Configuration
	To construct and equip a reliable data management centre.	Currently there is no Data center in the county thus there is urgent need for a well-equipped data center and a recovery site for business continuity ant to manage the huge data management needs of the county	-Establishing and equipping a data center -Constructing a recovery site -purchase and installation of servers -Installation and integration of systems
	To ease communication and reduce movement from one office to another as well as facilitate tele & Video conferencing	There is no telephone network in county offices and premises. There is need to install intercom in the 85 county government offices and departments.	-Establish Intercom n video conferencing facilities -Acquire install and manage a customer relations management system-call center -Establish a switch board for call management

<b>Program</b>	<b>Sub-program Objective</b>	<b>Development Gap/Need</b>	<b>Strategies</b>
	To improve management of information for decision making	There are four disintegrated systems in various departments. There is need to have an integrated Enterprise Resource Planner (ERP) encompassing sectoral systems	-Establish an ERP system -Develop and integrate sectoral systems
	To ensure security of systems and information during storage, transmission and back-ups.	ICT infrastructure and systems need to be secured using firewalls, network monitoring tools and surveillance systems which are currently not in place.	-Install firewalls -Install surveillance systems -corporate anti-virus
	To digitize Vital County Records such as Maps, minutes and personnel records among others	BCG has no digital repository for its vital records and documents. There is need to digitize all manual records for ease of use and integration with other county systems.	-Digitize all manual vital records by scanning and creating digital databases -Acquire and adopt a good record and document tracking system
	To redesign the existing County website to incorporate new features with enhanced online security.	Online presence gives the general outlook of the county. There is need to do Website redesigns to ensure it reflects the true picture of the county	-install SSL -Integrate online portals -upgrade CMS -Change design and layout
	To promote digital literacy and hence enhance uptake of online government services.	Currently we have trained 3460 persons on ICT literacy. There is need to train more people on ICT to enable uptake of online opportunities and access government services	-Community training -ICT contests -Exhibitions -ICT clinics -Consumer forums
	To Promote and support locally developed ICT solutions and talent	Currently we have Identified, supported and recommended 3 ICT innovators who are being mentored by centum and county Government of west Pokot. There is need to support, mentor and incubate more youths with ideas to actualize their talent	-Fund innovations -Incubate viable ideas -Link innovators with industry players
	To register ICT centers and Innovation centers to be ICT professional examination centers	Currently there is no ICT professional examination center in the County. There is need to register county ICT centers as VUE centers to reduce number of people seeking exam centers in the neighbouring counties.	-Register ICT centers for VUE (CCNA, MCSE, A+, Prince 2, Ressleria and forensic Investigation...) -
	To improve on accuracy of designs and bills of quantities.	There is need to expedite facilitation of Site visit for data collection, Designs and Bills of quantities to ensure accuracy and timely submission of bid documents	-Schedule site visits to carry out conditional surveys with consideration to the actual needs of the project to allow for proper prioritisation of activities.

<b>Program</b>	<b>Sub-program Objective</b>	<b>Development Gap/Need</b>	<b>Strategies</b>
	To ensure Adherence to specifications.	Currently works officers depend on client departments to facilitate valuation of works which takes a longer time to approve. There is need to have a budget to facilitate the process independently to fasten the process.	-Provide funding specifically for facilitation of regular site visits to ensure timely monitoring at every stage of implementation.
General administration, planning and support services	To sensitize all stakeholders on their roles and quality compliance in project implementation	There is need to carry our stakeholder's engagement for smooth implementation of projects	-Carry out workshops and trainings involving stakeholders that will expose and sensitise them on standards and guidelines required as well as their roles in ensuring value for money in projects

DRAFT ADP 2023/2024

## **4.2 Environment, Natural Resources & Tourism & Wildlife Sub Sector**

The Department's overall goal is to protect and improve the environment and natural resources for the people of Baringo County and Kenya, through environmental awareness, execution of laws and regulations, social contribution and strengthening initiatives for sustainability and tourism development.

The County is endowed with a variety of natural sceneries like the lakes, escarpments, valleys, waterfalls, birdlife and wildlife which could be tapped to promote tourism in the county. The locals also have indigenous knowledge and cultural artefacts that could be tapped to promote cultural tourism. The tourist promotion event in the county has been attracting both local and foreign tourists leading income generation in the county.

The County boasts of having a number of wildlife outside the game reserve which are found at various conservancies. Some of the wild animals found in the County include; Flamingos, Ostriches, waterfowls, Rothschild giraffes, Greater kudu, elephants, and buffalos in addition to the small wildlife and birdlife.

Baringo County seeks to become a vibrant regional commercial and tourism hub with a high standard of living for its residents.

### **The department's programme are;**

- 1) Environmental conservation and management e.g. construction of eco toilet, soil erosion control, protection and rehabilitation of springs and wetlands;
- 2) Natural resource conservation and management e.g. promotion of agroforestry, tree planting, forest extension services, construction of fire tower among others
- 3) Tourism development e.g. to develop and exploit tourism potential in the County.

### **The overall objectives of the programmes are;**

- (i) ensure a clean, healthy and protected environment for sustainable future of the people of Baringo County; and
- (ii) conserve and manage the existing ecosystem functions while providing benefits to the society.

### **The expected outcomes are;**

- (i) improved livelihoods aimed at achieving vision 2030, and
- (ii) sustainable development.

DRAFT ADP 2023/2024 FY

#### 4.2.1 SECTOR PRIORITIZED PROGRAMMES AND SUB-PROGRAMMES FOR THE FY 2022/2023

The sector has prioritized four programmes to be implemented within the MTEF period 2022/23-2024/25.

**These programmes and their objectives are:**

	<b>Name of Programme</b>	<b>Programme Objective</b>
1	General administration, planning & support services	To improve service delivery
2	Environmental Conservation and Management	To ensure a clean, healthy and protected environment for sustainable future of the people of Baringo County
3	Natural resource conservation and management	Conserve and manage the existing ecosystem functions while providing benefits to the society
4	Climate Change Actions	To improve community adaptive capacity and resilience to climate change effects
5	Tourism promotion and marketing	To ensure proper marketing of the county's tourism products and attractions.
6	Tourism training & capacity building	To improve on service delivery geared towards ensuring tourism quality service.
7	Tourism Infrastructure Development	Securing the wildlife habitat and tourist satisfaction.

***Proposed budget by Programme***

<b>Programme</b>	<b>Programme</b>	<b>Amount (Kshs.) million</b>
1.	Climate Change Actions	<b>126,800,000</b>
2.	Tourism Infrastructure Development	<b>133,500,000</b>
3.	Natural resource conservation and management	<b>117,500,000</b>
4.	Environmental Conservation and Management	<b>71,000,000</b>
5.	Tourism promotion and marketing	<b>49,000,000</b>
6.	General Administration Planning and Support Services	<b>26,500,000</b>
<b>Total</b>		<b>514,300,000</b>

### **4.3 Agriculture, Rural and Urban Development (ARUD) Sector**

#### **Introduction**

The Agricultural Rural and Urban Development Sector comprises of the following five sub-Sectors: Agriculture; Livestock Development; Fisheries Development; Irrigation; Lands, Housing and Urban development National Land Commission (NLC) and Irrigation.

The sector also has; one (1) Agriculture Machinery Services (AMS) and one (1) Agriculture Farmers training institution.

The sector is identified as one of the six sectors aimed at delivering the 10 percent economic growth rate under the Vision 2030. It contributes to economic and social development of the country and the county through enhancing food security; income generation; employment and wealth creation; foreign exchange earnings as well as security of land tenure and public land management. It also contributes to economic growth through forward and backward linkages with other sectors.

The Agriculture, Livestock and Fisheries and the Blue Economy sub-sectors directly contributed to the county's economy through linkages with trade, manufacturing, distribution and other service-related sectors. The subsectors contribute for formal employment at about 80 percent of the total employment.

Land as a factor of production is critical to economic, social, political and cultural development. Secure access to land, sustainable land use planning and equitable distribution of land remain immensely important for food security, employment creation and the socioeconomic development of the county. In view of the foregoing, the National Land Commission and department of Lands and Physical Planning in partnership with other stakeholders i.e., FAO are implementing policies and enforcing legal frameworks governing the land resource in the County.

The sector has Agriculture Machinery Services and training institution at Eldama Ravine that play a critical role in land use and capacity building; and dissemination of technologies, information and knowledge aimed at increasing productivity, competitiveness and guiding decision making in the sector. It also has a number of NGOs, CBOs and private sector players that contribute that contribute immensely to the sub sectors development

The sector has established appropriate structures to enhance coordination of service delivery by the two departments. These include; Sector Working Groups (SWGs) on Food Security, Extension and Capacity Building; Projects and Inputs; Policies, Legislations and Standards; and Monitoring, Evaluation and Communication. The sector has also established Land and Urban Committees. The committees are involved in public land administration and management; dissemination of information; and resolution of land disputes and conflicts. In addition, the sector continues to undertake capacity building and technical assistance to the staff.

The ARUD sector is faced with various challenges such as inadequate funding and delays in disbursement of exchequer; competing land use; low uptake of technology; inadequate markets and infrastructure; limited access to financial services; delay in enactment of bills; plant and livestock diseases, impacts of climate change, degradation of environment, limited value addition,

high production costs, and inadequate strategies for implementation of policies and enforcement of legislation.

#### 4.4 Department of Lands, Housing and Urban Development

##### 4.4.1 Background information of the department

The Department of lands housing and urban development is mandated to ensure proper land use management, notably: lands policy and management; physical planning; land survey and mapping; land adjudication; settlement matters; rural settlement planning land reclamation; land registration; county spatial infrastructure; land and property valuation services, administration and land information systems.

##### **Vision**

Provision of effective, efficient and transparent services related to Land, Housing and Urban development in Baringo.

##### **Mission**

To promote, co-ordinate and implement integrated social economic policies and programs in the management of Land, Housing and Urban Development in Baringo.

##### 4.4.2 Strategic Objectives

The strategic objectives of the department of lands are as follows:

- To development and ensure implementation of land use policies.
- To ensure proper spatial planning and regulation.
- To generate, maintain and disseminate accurate land and geographical data
- To promote secure land tenure.
- To ensure sustainable land use
- To enhance management of land information and updating of land records
- To support administration of government trust land
- To ensure proper solid and liquid waste management within the urban areas.
- To provide basic infrastructural and social services within the towns.
- To promote proper urban planning and development control.

##### 4.4.2 Department Development Needs

Strategic Objectives	Development Gaps	Interventions
To promote excellence in service delivery	Inadequate specialized skills Inadequate resources for service delivery	Recruitment/Training and capacity building
To develop institutional and legal framework for the sector.	Inadequate regulations/ policies in the sector i.e. boards/committees Inadequate policies, laws and regulations in the sector	Develop bills, regulations and policies in the sector

Strategic Objectives	Development Gaps	Interventions
To Improve Rural, urban planning, housing and sanitation	Poor implementation of approved plans resulting to haphazard developments Outdated physical development plans Lack of GIS software/lab to manage land information and digitize plans Lack of land information and management system Lack of field operation vehicle especially for physical planning. Low budgetary allocation Land of county land use policies and regulations Land injustices /conflicts Inadequate technical staff-physical planners, surveyors, housing officers Inequality of infrastructure services in the town for citizens that still need water, sewer systems. Lack modern sewerage system Rampant grabbing of public utilities	Policy formulation and legislation Preparation of integrated development plans for designated urban areas i.e. Kabarnet, Eldama Ravine and Marigat, Chemolingot, Kabartonjo and Mogotio. Revision of Development Plans Approval of development plans Enhance service delivery in urban areas Planning of trading centres Promote a safe and healthy environment; Facilitate and regulate public transport
To promote Administration and sustainable management of land.	Lack of coherent land policy and laws. Inadequate Development Plans Lack of GIS Software/Lab to Manage Land	Development of land use/ land cover assessments and County spatial plan

### Strategic Priorities-2022/2023

- Development of County Land Information Management system (LIMS)- Digitization and updating of land records.
- Cadastral survey of major urban areas- Kolwa
- Delimitation/delineation of market centres
- Planning of trading centres and Issuance of allotment letters for the planned areas.
- Purchase of Software and maintenance of GIS Lab.
- Fencing and documentation of all public utilities in major urban areas.
- Construction of news housing units in the sub-county headquarters and relocation of existing housing units in Kabarnet Municipality.
- Installation of solar panels in Eldama Ravine Town Offices
- Installation of biodigesters in Kabarnet Municipality and Eldama Ravine towns for solid waste management.
- Increased storm water drainage in Kabarnet and Eldama Ravine Towns.
- Increased Cabro works in Kabarnet and Eldama Ravine Towns.
- Improvement of Non-Motorized transport in major towns
- Installation of Assorted Litter Bins and Transfer stations for solid waste management in major towns
- Opening of access roads in major urban areas.

- Acquisition of land for industrial parks, recreational parks, public utilities.
- Identification, mapping, documentation and fencing of the public utilities in Major Urban areas.
- Demarcation and adjudication of unregistered land – Bartabwa,Saimo Soi, Kakiemon Kasaka ,Kibungor among. Others.

DRAFT ADP 2023/2024 FY

#### 4.4.3 Sector Prioritized programmes and sub programmes for the FY 2023/2023

PROGRAMME NAME: LAND USE PLANNING										
Sub Programme	Project Name/LOCATION (Ward/ Sub county/County Wide)	Description of Activity	Green Economy Consideration	Estimated Cost Ksh	SOURCE OF FUNDS	Time Frame	Performance Indicator	Targets	status	Implementing urgency
Sp-1 Land Planning & Development	County wide	Planning of urban centres	-	5M	BCG	12 Months	No. of centres planned	10	Ongoing	BCG
	marigat	Preparation of integrated development plans for major urban area	-	20M	BCG	12 Months	No. of IUDP	2	NEW	BCG
		Processing and preparation of leases for urban plots	-	15M	BCG	12 Months	No of Plots	3 urban areas	New	CGB/DONORS
	Eldama Ravine town, Kabarnet Town,	Preparation of Part Development plans (PDPs) and fencing for county public utilities	-	5M	BCG	12Months	No of PDPs	6	New	CGB/DONORS
PROGRAMME NAME : LAND USE INFORMATION MANAGEMENT										
Sub Programme	Project Name/LOCATION (Ward/ Sub county/County Wide)	Description of Activity	Green Economy Consideration	Estimated Cost Ksh	SOURCE OF FUNDS	Time Frame	Performance Indicator	Targets	status	Implementing Agency

SP-1 GIS Mapping	County wide	Establishment of county land information management system.	N/A	6 M	CGB/PARTNERS	6Months	No of Clinics	6 Sub county HQs	NE W	CGB/PARTNERS
<b>PROGRAMME NAME: LAND ADMINISTRATION</b>										
Sub Programme	Project Name/LOCATION( Ward/ Sub county/County Wide)	Description of Activity	Green Economy Consideration	Estimated Cost Ksh	SOURCE OF FUNDS	Time Frame	Performance Indicator	Targets	status	Implementing Agency
SP1- Land Survey	County wide	Cadastral survey of urban areas-	N/A	15M	CGB/PARTNERS	12Months	No of towns	2 Towns	New	CGB/PARTNERS
SP2- Land adjudication and demarcation	County wide	Demarcation and adjudication of unregistered land	N/A	10M	CGB/PARTNERS	12 Months	No of Sections	7 Adjud Sections	New	GOK/CGB/PARTNERS
<b>PROGRAMME NAME : HOUSING DEVELOPMENT</b>										
Sub Programme	Project Name/LOCATION( Ward/ Sub county/County Wide)	Description of Activity	Green Economy Consideration	Estimated Cost Ksh	SOURCE OF FUNDS	Time Frame	Performance Indicator	Targets	status	Implementing Agency
SP1: Estate Management	Kabarnet & Eldama Ravine Towns	Construction of news housing units	N/A	42M	CGB/PARTNERS	12 Months	No of Units	60 Units	150 Units	CGB/PARTNERS
	Kabarnet Municipality	Construction of Ardhi House/Municipality Offices	N/A	30M	CGB/PARTNERS	12 Months	M <sup>2</sup> of Space	3 Storey	0	CGB/PARTNERS

								buildi ng		
	<b>PROGRAMME NAME: URBAN INFRASTRUCTURE DEVELOPMENT &amp; MANAGEMENT – KABARNET MUNICIPALITY</b>									
<b>Sub Program me</b>	<b>Project Name/LOCATION( Ward/ Sub county/County Wide)</b>	<b>Description of Activity</b>	<b>Green Economy Consideration</b>	<b>Estima ted Cost Ksh</b>	<b>SOURCE OF FUNDS</b>	<b>Time Frame</b>	<b>Performa nce Indicator</b>	<b>Targe ts</b>	<b>stat us</b>	<b>Implementing Agency</b>
SP1- Infustruct ure & Pedestrian Acces	Kabarnet Municipality	Administration Block & Fire Station	N/A	15M	CGB/PARTN ERS	12 Months	M <sup>2</sup> of Space	Phase 1	0	CGB/PARTNERS
	<b>PROGRAMME NAME: ENVIRONMENTAL BEAUTIFICATION &amp; CONSERVATION MANAGEMENT – KABARNET MUNICIPALITY</b>									
<b>Sub Program me</b>	<b>Project Name/LOCATION( Ward/ Sub county/County Wide)</b>	<b>Description of Activity</b>	<b>Green Economy Consideration</b>	<b>Estima ted Cost Ksh</b>	<b>SOURCE OF FUNDS</b>	<b>Time Frame</b>	<b>Performa nce Indicator</b>	<b>Targe ts</b>	<b>stat us</b>	<b>Implementing Agency</b>
SP1- Urban Beautifica tion	Kabarnet Municipality	Recreation Parks and nature walk	ECO	10M	CGB/PARTN ERS	12 Months	M <sup>2</sup> of Space	100%	50%	CGB/PARTNERS
	<b>PROGRAMME NAME: URBAN INFRASTRUCTURE DEVELOPMENT &amp; MANAGEMENT – ELDAMA RAVINE &amp; KABARNET</b>									
<b>Sub Program me</b>	<b>Project Name/LOCATION( Ward/ Sub county/County Wide)</b>	<b>Description of Activity</b>	<b>Green Economy Consideration</b>	<b>Estima ted Cost Ksh</b>	<b>SOURCE OF FUNDS</b>	<b>Time Frame</b>	<b>Performa nce Indicator</b>	<b>Targe ts</b>	<b>stat us</b>	<b>Implementing Agency</b>
SP1- Infustruct	Eldama Ravine Town	Non-Motorized and	N/A	10M	CGB/PARTN ERS	12 Months	No of Km	2Km	6K m	CGB/PARTNERS

ure & Pedestrian Access		cabro walkways								
	Eldama Ravine Town	Street Lighting/Flood lights	N/A	12M	CGB/PARTNERS	12 Months	No of Lamps	30Poles	50%	CGB/PARTNERS
	Eldama Ravine Town	Storm water drainages	N/A	10M	CGB/PARTNERS	12 Months	No of Km	2Km	0%	CGB/PARTNERS
<b>PROGRAMME NAME: WASTE DISPOSAL &amp; MANAGEMENT – ELDAMA RAVINE</b>										
<b>Sub Programme</b>	<b>Project Name/LOCATION( Ward/ Sub county/County Wide)</b>	<b>Description of Activity</b>	<b>Green Economy Consideration</b>	<b>Estimated Cost Ksh</b>	<b>SOURCE OF FUNDS</b>	<b>Time Frame</b>	<b>Performance Indicator</b>	<b>Targets</b>	<b>status</b>	<b>Implementing Agency</b>
Sp1- Waste Disposal & Management	Eldama Ravine	Exhauster Truck	N/A	12M	CGB/PARTNERS	12 Months	No of Exhausters	1	0	CGB/PARTNERS
<b>PROGRAMME NAME: ENVIRONMENTAL BEAUTIFICATION &amp; CONSERVATION MANAGEMENT – ELDAMA RAVINE &amp; KABARNET</b>										
<b>Sub Programme</b>	<b>Project Name/LOCATION( Ward/ Sub county/County Wide)</b>	<b>Description of Activity</b>	<b>Green Economy Consideration</b>	<b>Estimated Cost Ksh</b>	<b>SOURCE OF FUNDS</b>	<b>Time Frame</b>	<b>Performance Indicator</b>	<b>Targets</b>	<b>status</b>	<b>Implementing Agency</b>
	SP1- Urban Beautification	Recreation Parks/Arboretum	ECO	10M	CGB/PARTNERS	12 Months	No of Parks	1	0	CGB/PARTNERS
		Tree planting	ECO	5M	CGB/PARTNERS	12 Months	No. of trees	2000	0	CGB/PARTNERS

PROGRAMME NAME: DISASTER PREPAREDNESS AND RESPONSE MANAGEMENT – ELDAMA RAVINE & KABARNET										
Sub Program me	Project Name/LOCATION( Ward/ Sub county/County Wide)	Description of Activity	Green Economy Consideration	Estimated Cost Ksh	SOURCE OF FUNDS	Time Frame	Performance Indicator	Targets	status	Implementing Agency
SP1- Disaster preparedness and Response Management	Eldama Ravine & Kabarnet	Fire Station	N/A	30M	CGB/PARTNERS	12 Months	No of Stations	1	0	CGB/PARTNERS

5

## **4.5 General Economic and Commercial Affairs Sector**

### **4.5.1 Introduction**

The General Economic and Commercial Affairs Sector is the commercial wing of the County Government. The sector comprises three Sub-sectors namely; Industrialization, Trade & Enterprise Development & Co-operative Development. The focus of the sector is to alleviate poverty by positively transforming the socio-economic status of the people of Baringo through employment and wealth creation.

The Sector is a key contributor to the economic growth of the county. It plays a key role in accelerating economic growth, employment creation, poverty reduction, industrial development and achieving equitable distribution of resources as well as attainment of Sustainable Development Goals (s).

The Sector has a direct contribution to Thematic Pillar on Employment and Wealth Creation for Sustainable Economic Prosperity.

#### ***Vision***

To make Baringo County a destination of choice for business and investment

#### ***Mission***

To create wealth for the people of Baringo County through a competitive business enterprise, value addition and cooperatives by providing enabling environment for their establishment and growth.

#### ***Strategic Goal***

To build competitive business enterprises, industries and cooperatives which generate income and wealth for the people of Baringo County.

#### ***Strategic Objectives***

- To make direct contribution in establishment and growth of local businesses, industries and cooperatives
- To promote an enabling environment for business enterprises to thrive.
- To attract and retain local and external investments in Baringo County
- To promote expansion of local markets and facilitate access to external markets for local products and services
- To protect consumers by enabling fair trade practices
- To profile and market County investment opportunities to Local, Regional and International investors to achieve a 10% annual GDP growth in investment ventures by 2022.
- To provide an enabling environment that ensures a 10% annual GDP growth in Industrialization, Trade, Enterprise and Co-operative development by 2022.
- To promote good governance and effective management of Cooperative Societies to achieve a 10% annual increase in wealth and employment creation by 2022.
- To calibrate and maintain all units of measurements, weighing and measuring equipment within the county at over 90% of the acceptable degree as per the international bureau of weight and measures
- To profile labour markets and create linkages to facilitate job creation for 30,000 people of Baringo, mainly Youth, Women & other Vulnerable groups by 2022.

#### 4.5.2 Prioritization of Programmes and Sub-Programmes for the FY 2022/2023

The sector Programmes play a vital role in accelerating economic growth, employment creation, poverty reduction and achieving equitable distribution of resources. In regard to this, priority has been given to programmes that have greater impact in terms of economic growth. Further, the sector has ensured that proposed programmes are sustainable within the CIDP period, 2018/22.

Flagship programmes have been concentrated in areas where basic infrastructural facilities such as roads, electricity and telecommunication are accessible or can easily be developed. The sector has forward and backward linkages to other sectors of the county economy such as agriculture and livestock production, plumbing and building construction. In the highland areas with high rainfall and cool weather conditions, income from cash crops and mixed farming is the engine of commerce and trade, whereas in arid and semi-arid areas income is from livestock trade and livestock products provide the thrust of the sector. Commercialization of Aloe which is one of the flagship projects is expected to provide alternative source of livelihood in the ASAL areas.

The sector has prioritized four programmes as follows:

Name of Programme	Programme Objective
Trade Development	To enhance business growth through promotion of value addition, market linkage and access to microfinance services for socio-economic empowerment
Industrial Development & Investment	To reduce poverty and improve the living standards of the people of Baringo through promotion of investment
Co-operative Development & Management	To promote good governance and effective management of Cooperative Societies
Fair Trade & Consumer protection	To protect consumers by enabling fair trade practices
General Administration, Planning and Support Services	To provide policy guidance for better service delivery

### Capital projects for the FY 2023/2024 FY

<b>PROGRAMME NAME: INDUSTRIAL DEVELOPMENT</b>										
<b>Sub Programme</b>	<b>Project Name/LOCATION(Ward/ Sub county/County Wide)</b>	<b>Description of Activity</b>	<b>Green Economy Consideration</b>	<b>Estimated Cost Ksh</b>	<b>SOURCE OF FUNDS</b>	<b>Time Frame</b>	<b>Performance Indicator</b>	<b>Targets</b>	<b>status</b>	<b>Implementing Agency</b>
SP1; Infrastructure development	Hone processing plant at Chemolingot, Tiaty West Sub county	Completion and equipping of modern honey processing plant	N/A	15m	BCG	12 months	No. of Plants	1	0	BCG
	Tannery at mogotio in mogotio sub county	Completion and equipping of Mogotio Tannery	N/A	120M	BCG	24 months	No. of tanneris	1	0	BCG/Partners
	Development of Industrial Park at Kimose, Mogotio subcounty	Identification of Land and acquisition, Survey and construction of administration blocks	N/A	80m	BCG	24 months	No. of Industrial parks	1	0	BCG/Partners
	Commercialization of Natural Products such as Aloe and Termarid	Engage investors	N/A	50m	BCG	24 months	No. of investors	5	1	BCG/Partners
<b>PROGRAMME NAME: TRADE DEVELOPMENT</b>										
SP1; Infrastructure development	Completion of market Stalls at Marigat, Baringo South	construction of market stalls	N/A	18m	BCG	12 months	No. of STALLS	60	0	BCG/Partners
	Construction of Ten market stalls per sub-county	construction of market stalls	N/A	20m	BCG	12 months	No. of STALLS	65	0	BCG/Partners
	Rehabilitation of all Stalled markets Countywide	Rehabilitation of all Stalled markets	N/A	10m	BCG	12 months	No. of markets	9	0	BCG/Partners
	Business information centre/Export promotion Hub at Kabarnet	Establishment of Business information centre/Export promotion Hub	N/A	10m	BCG	12 months	No. of Business information centre/Export promotion Hub	1	0	BCG/Partners
	Fresh produce markets	Renovations of all Fresh produce markets	N/A	10m	BCG	12 months	No. of fresh produce markets	10	0	BCG/Partners
SP2; Financial empowerment and Policy development	Funds for County Micro and Small Enterprises	Requisition and loaned to approved borrowers	N/A	20m	BCG	12 months	No. of traders fund	200	0	BCG/Partners

	County Trade Development Policy	Development of County Trade Development Policy	N/A	3m	BCG	6 months	Policy developed	1	0	BCG/Partners
	<b>PROGRAMME NAME: LEGAL METROLOGY</b>									
SP1; Consumer protection and fair trade practices	Business Development services	Consumer protection and sensitization services to be improved	N/A	9m	BCG	12 months	No. of traders sensitized	1000	0	BCG/Partners
	Capacity building	Capacity building consumers on legal metrology rights	N/A	3m	BCG	12 months	No. of traders sensitized	800	0	BCG/Partners
	<b>PROGRAMME NAME: CO-OPERATIVE DEVELOPMENT SERVICES</b>									
SP1; Co-operative movement	Co-operative development kiffles to be improved	Funds Requisitioned and loaned to approved borrowers	N/A	15m	BCG	12 months	No. of Co-operative societies loaned	15	20	BCG/Partners
	Revival of Cotton growing and processing at Salawa and Kerio Belt	Revive Cotton growing and processing	N/A	10m	BCG	12 months	No. of acreage put under cotton	2000	0	BCG/Partners
	Purchase of Honey processing Machines for Co-operatives countwide	Purchase of Honey processing Machines	N/A	10m	BCG	12 months	No. of Honey processing machines	20	0	BCG/Partners
	Purchase of Sisal Processing Machines for Keritai Farmers CS	Purchase Sisal Processing Machines	N/A	8m	BCG	12 months	No. of machines purchased	8	0	BCG/Partners
SP2; Policies, bills and Regulations	Policies and Regulations developed	Develop Policies and Regulations	N/A	3m	BCG	12 months	No. of Policies and Regulations developed	1	0	BCG/Partners
	<b>PROGRAMME NAME: GENERAL ADMINISTRATION AND PLANNING</b>									
SP1; General Administration	Motor Vehicles	Purchase of Motor Vehicle for projects monitoring and evaluation	N/A	8m	BCG	12 months	No. of vehicles purchased	1	0	BCG/Partners
	Staff recruitment	Recruitment of qualified Staff to replace the retired ones	N/A	7m	BCG	12 months	No. of Staff members recruited	8	0	BCG/Partners

DRAFT ADP 2023/2024 FY

## **4.6 Department of Youth, Gender, Sports, Culture & Social Protection**

### **Mission**

To reduce dependency through socio-economic empowerment of youth, women and vulnerable groups, enhance harmonious industrial relations while promoting sports and culture as recreational and economic activities.

### **Strategic Goal**

Empower Baringo people by reducing dependency through nurturing and promoting talents while mainstreaming gender.

### **Strategic Objectives**

- a) To reduce level of dependency through socio-economic empowerment and social safety nets for women, youth and vulnerable and minority groups
- b) To promote gender mainstreaming, protection and response against gender-based violence and involvement in all sectors
- c) To nurture and promote sports and preserve positive cultural practices as means to recreation and socio-economic development
- d) To protect the rights of children, vulnerable and minority groups
- e) To undertake policy, legal and institutional reforms to facilitate implementation of the sector mandate and functions.
- f) To promote sporting and recreation activities for National identity, pride, integration and cohesion.
- g) To build resilience and promote affirmative action for addressing challenges facing vulnerable groups through implementation of special programs.
- h) To harness, develop, preserve and promote Kenya's heritage, reading culture and the arts.
- i) To provide care, support and build capacities of individuals, vulnerable groups and communities for equity and self-reliance.
- j) To promote gender equality and empowerment of women and girls and enhance inclusion and participation of youths and Persons with Disabilities in socio-economic development.
- k) To promote decent work, National skills development and sustainable employment.
- l) To promote productivity improvement and enhance the county's competitiveness.
- m) To promote harmonious labour relations, social dialogue and fair labour practices.
- n) To coordinate social protection programmes and strengthen linkages across various social protection interventions.

### Prioritized Capital & Non-Capital projects for the FY 2023/2024

Programme Name: Sports Development and management										
Sub Programme: Infrastructural development										
Project name	Location (Ward/Sub county/ county wide)	Description of activities	Green Economy consideration/SDGs mainstreaming	Estimated cost (Ksh.)	Source of funds	Time frame	Performance indicators	Targets	Status	Implementing Agency
Secure lease/ Title for county sports facilities; -7stadia Kabarnet, Eldama Ravine, Mogotio, Emining, Marigat, Mochongoi and Chemolingot stadia -3 Athletics camps(Ossen, Kapkiai and Kapketen)	County wide	Secure lease/Title county sports facilities	Planting trees around the stadium and Atc	10M	BCG,	2023-24	Secured public utilities	7 stadia and 3 ATCs	0	BCG
Kabarnet and Eldama Ravine stadia	Kabarnet ward and Ravine Ward	Developed and completed Sports Stadia for Kabarnet and ,Eldama Ravine stadia	Planting trees around the stadium	700m	BCG, National Government and Partners	2023-24	No. of Complete and Operational stadia	2	30%	BCG
Completion of septic tank, Dining hall and Kitchen, Equipping, water piping and electricity	Kabartonjo	- Completion and equipping of Dining Hall and kitchen, equipping	Planting trees and fruits around the facility.	30M	BCG	2023 - 2024	Curbed migration of athletes to neighbouring counties in pursuit of conducive	1	Ongoing	BCG

connection at Ossen ATC		hostel, septic tank and external toilet completion.					training facility.			
Construction and equipping of lady's hostel at Sirwa Athletics Camp.	Mogotio	- Construction and equipping of hostel.	Planting trees and fruits around the facility	25M	BCG	2023 - 2024	Curbed migration of athletes to neighbouring counties in pursuit of conducive training facility.	1	ongoing	BCG
Playgrounds levelled poles and goal posts installed.	County wide	No. of fields leveled poles and goal posts erected.	Planting trees and fruits around the facility	4.2M	BCG	2023 - 2024	Increased talent identification and development	2	ongoing	BCG
Construction of under 14 years sports academies in each sub county	County wide	Construction and equipping of sports academies	Planting trees and fruits around the facility	15M	BCG	2023 - 2024	No. of established sports academies	1	0	BCG /National government
Bus procured for sports activities	County wide	Procuring bus	-	10m	BCG	2023 -24	Bus procured	1	0	BCG

## CULTURE SUB-SECTOR

Programme Name: Culture and creative arts sub-sector										
Sub Programme: Infrastructural development										
Project name	Location (Ward/Sub county/ county wide)	Description of activities	Green Economy consideration/SDGs mainstreaming	Estimated cost (Ksh.)	Source of funds	Time frame	Performance indicators	Targets	Status	Implementing Agency
Cultural centre phase II Construction of 1 open theatre = 15M	Marigat(Kimale I)	Cultural centre phase II Construction of 1 open theatre	Planting trees and fruits around the facility	15M	BCG	2023-2024	Open theatre constructed	1		BCG
Cultural centre phase II Construction of Gallery = 5 M	Marigat(Kimale I)	Construction of Gallery	Planting trees and fruits around the facility	5M	BCG	2023-2024	Operational gallery	1	0	BCG
Cultural centre phase II Construction of	Marigat(Kimale I)	Construction of Cottages	Planting trees and fruits around the facility	15M	BCG	2023-2024	No. of cottages constructed	2	0	BCG

Cottages. 15M										
Cultural centre phase II Lanscaping 5M	Marigat(Kimale l	Lanscaping	Planting trees, Flowers and fruits around the facility	5M	BCG	2023-2024	Area of landscaping done	1	0	BCG
Community cultural centers Completed and equipped	Lembus Kwen Ward	Lembus cultural center	Planting trees and fruits around the facility	6M	BCG	2023/24	No. of Community cultural centers completed and equipped	1	2	BCG/DONORS
Completion and equipping of the state-of-the-art facility	Kabarnet ward	Completion and equipping of social Hall/Theatre	Planting trees and fruits around the facility	30M	BCG	2023-2024	State-of-the-art social hall/theater completed	1	40% complete	BCG
Completion and equipping Meisori cultural center phase II	Ilchamus ward	Construction of homesteads, curio shops and fencing at Kampi Samaki. Meisori	Planting trees and fruits around the facility	4M	BCG	2023-24	Completed homestead and fencing	1	0	BCG
Kolowa monument fencing and constructio	Kolowa ward	Construction of homesteads Curio shop and fencing	Planting trees and fruits around the facility	7M	BCG	2023-2024	Completed homestead and fencing	1	0	BCG

n of cultural centre										
Tugen kwen cultural centre fencing and construction of cultural centre	Sacho ward	Construction of homesteads Curio shop and fencing	Planting trees and fruits around the facility	7M	BCG	2023-2024	Completed homestead and fencing	1	0	BCG
Ushanga beading and marketing shades	County wide	Construction of shanga beading and marketing shades	Planting trees and fruits around the facility	12M	BCG	2023/24	No. of constructed and completed Ushanga beading and marketing shades	1	0	BCG
Bus procured for cultural activities	County wide	Procuring bus	-	10m	BCG	2023/24	Bus procured	1	0	BCG
County choir/band uniform	County wide	Procuring choir/band uniform	Promotion of Green economy	2M	BCG	2023/24	No of equipment provided for Band and choir	3set	1	BCG
Revolving Talents Development Fund Targeting Artist 10M	County wide	Revolving Talents Development Fund Targeting Artist	Promotion Of Environmental activities	10	BCG	2023/24	Functioning Revolving Fund -Operating Regulation	1	0	BCG
Cultural sites documentaries	County wide	Documentation of	Promotion Of environmental	5	BCG	2023/24	No. of Cultural sites	2	0	BCG

		cultural site and cultural heritage	activities through indigenous knowledge				documentaries developed			
--	--	-------------------------------------	-----------------------------------------	--	--	--	-------------------------	--	--	--

## YOUTH AND GENDER SUB- SECTOR

Programme Name: Youth and Gender Sub-Sector										
Sub Programme:										
Project name	Location (Ward/Sub county/ county wide)	Description of activities	Green Economy consideration/SDGs mainstreaming	Estimated cost (Ksh.)	Source of funds	Time frame	Performance indicators	Targets	Status	Implementing Agency
Youth Empowerment (Income Generating Activities)	County wide	Purchase of assorted youth items(business)	Youth, Women PWDs and children sensitized on environment. Conservation	5M	BCG	2023-2024	Number of youths empowered	30 groups	BCG	BCG

## SOCIAL SERVICES SUB-SECTOR

Programme Name: Social Protection Sub-Sector										
Sub Programme:										

Project name	Location (Ward/Sub county/ county wide)	Description of activities	Green Economy consideration/SDGs mainstreaming	Estimated cost (Ksh.)	Source of funds	Time frame	Performance indicators	Targets	Status	Implementing Agency
Social Assistance to Vulnerable Groups	County wide	Cash transfer supper	PWDs and children sensitized on environment. Conservation	10M	BCG	2023-2024	Increased Households with Orphans, persons with disability, elderly and Venerable Children (OVCs) supported	200HH	Annually	BCG
Marigut Social hall Phase1	Barwesa ward	Construction of multipurpose hall	Planting of tree seedling s	3m	BCG	2023-2024	Operational social hall	Community - and institutional use		BCG

**Table 13b: Non-Capital Projects for the FY 2023/24**

**SPORTS SUB-SECTOR**

Programme Name: Sports Development and management										
Sub Programme: Sports Development										
Project name	Location (Ward/Sub county/ county wide)	Description of activities	Green Economy consideration/SDGs mainstreaming	Estimated cost (Ksh.)	Source of funds	Time frame	Performance indicators	Targets	Status	Implementing Agency

Establishment of under 14 years sports academies in each sub county	County wide	Construction and equipping of sports academies	Planting trees and fruits around the facility	2m	BCG	2023/24	No. of established sports academies	2	0	BCG/National government
Purchase of countywide Assorted Sports equipment's	County wide	-Motivating clubs, reviving dormant clubs	Planting trees in every tournament	5M	CG	2023-2024	-Increased number of representations nationally and internationally,  -increased participation and number of active clubs	15	15	BCG
Capacity building of sports officials	County Wide	identification and training of coaches and referees across all federation	Sports participants sensitized on environmental conservation	3M	BCG	2023-2024	- Professional Officiation of sports events -Economic empowerment of sports officials	2	3	BCG/National government and donors

Support to sports activities - Marathons - Cross and track championships -leagues -Galla awards	County Wide	Honouring annual calendared events for Federations	Planting trees during launch	30M	BCG	2023-2024	-Increased number of representations at national and international events	5 calendared events.	30	BCG
Sports Policy Approval and Regulations development	county wide	Supporting policy/bills development and implementation	Mainstream environmental conservation strategies in the policy document	1.5M	BCG	2023-2024	Regulated and operationalization of sports activities	1	1	BCG
TALANTA ELA FOOTBALL TOURNAMENT	Countywide	Ward, sub-county, county and Intercounty selections.	Creation of environmental conservation during the event	6M	BCG	2023-2024	-No. of scouted players to professional clubs. -No. of players fielded in African Cup of Nations-Kenyan Team 2027.	1	1	BCG/ Partners
Governors Cup	County wide	Football and volleyball tournaments	Creation of environmental	20M	BCG	2023-2024	Fixtures, awards and photos	1 events	1	BCG/ Partners

			conservation during the event							
KICOSCA	County wide	Trials and selection of county staff team	Creation of environmental conservation during the event	6M	BCG	2023-2024	No of disciplines fielded	1events	0	BCG/ Partners
KYISA	County wide	Trials and selection of county team	Creation of environmental conservation during the event	6M	BCG	2023-2024	No. of players scouted to professional bodies	1events	1	BCG / Partners
Women/Girls sporting events	County wide	Women/girls events	Creation of environmental conservation during the event	2M	BCG	2023-2024	No. of events organized	1events	0	BCG/Donors
Cohesion and integration sporting events	County wide	Organizing peace forums through events	Creation of environmental conservation during the event	4M	BCG	2023-2024	No. of events organized	2events	0	BCG/Donors
National rally championship / Rhino Chart.	County wide	Rally competition	Creation of environmental conservation during the event	10M	BCG	2023-2024	No. of events organized	2events	0	BCG/Donors
Boat racing	County wide	Racing competition	Creation of environmental conservation during the event	4M	BCG	2023-2024	No. of events organized	1events	0	BCG/Donors

Cycling competition	County wide	Cycling competition	Creation of environmental conservation during the event	5M	BCG	2023-2024	No. of events organized	1events	0	BCG/Donors
Boda boda competition	County wide	Boda boda competition	Creation of environmental conservation during the event	5M	BCG	2023-2024	No. of events organized	1events	0	BCG/Donors

## CULTURE SUB-SECTOR

Programme Name: Culture and creative arts sub-sector										
Sub Programme:										
Project name	Location (Ward/Sub county/ county wide)	Description of activities	Green Economy consideration/SD Gs mainstreaming	Estimated cost (Ksh.)	Source of funds	Time frame	Performance indicators	Targets	Status	Implementing Agency
Music and cultural festivals	County wide	Preservation of community cultural heritage  County /national integration	Sensitization of programme target group on environmental conservation	16M	BCG	2023 - 2024	No of events organized	Six sub county events  1 county music and cultural festival  1 national music and	8 annually	BCG/National Government

								cultural festival		
Workshops /trainings	Countywide	Empowerment of the artist and cultural groups.	Sensitization of programme target group on environmental conservation	2M	CG	2023 - 2024	No of workshop/trainings	2 workshop 1 training	Annually	BCG
Kimalel culture fair	County wide	Preservation of community cultural heritage and promotion of national integration	Sensitization of programme target group on environmental conservation	4M	CG	2023 - 2024	Groups and individual performances	1	Annually	BCG/National Government
Support to community cultural event	County wide	Empowerment of community through culture	Sensitization of programme target group on environmental conservation	1M	CG	2023 - 2024	4 groups supported	2	Annually	BCG/National Government
Talents search and development	County wide	Identification of talented youth	Sensitization of programme target group on environmental conservation	2M	CG	2023 - 2024	Youth talent show	500 talents	Annually	BCG/National Government
Cultural exhibition	County wide	Exhibits county	Sensitization of programme target	2M	CG	2023 - 2024	Exhibits	2	Annually	BCG/National Government

		cultural artifact, culinary arts, herbal medicine and artwork	group on environmental conservation							
Ushanga initiative training	County wide	Utilization of beadwork as a source of livelihood	Sensitization through training of beaders	3M		2023 - 2024	No of beaders trained	500 beaders	Annually	BCG/ National Government
Policy development	county wide	Developing cultural and music policy/bills development and implementation	Mainstream environmental conservation strategies in the policy document	4M	BCG	2023 - 2024	the number of policies developed	2	1	BCG
JAMAFEST	Countywide	Preservation of community cultural heritage  County /national integration	Sensitization of programme target group on environmental conservation	5M	BCG	2023 - 2024	No of events organized	1	1	BCG/GOK
Traditional African	County wide	Exhibitions of traditional of	Sensitization of programme target group on	1M	BCG	2023 - 2024	No of events organized	1	1	BCG/GOK

medicine day		African Medicine	environmental conservation							
World day for cultural diversity	Countywide	Celebrating world day for cultural diversity	Sensitization of programme target group on environmental conservation	1M	BCG	2023 - 2024	No of events organized	1	1	BCG/GOK
International museum day	Countywide	Celebrating international museum day	Sensitization of programme target group on environmental conservation	1M	BCG	2023 - 2024	No of events organized	1	1	BCG/GOK

## YOUTH AND GENDER SUB- SECTOR

Programme Name: Youth and Gender Sub-Sector										
Sub Programme:										
Project name	Location (Ward/Sub county/ county wide)	Description of activities	Green Economy consideration/SDGs mainstreaming	Estimated cost (Ksh.)	Source of funds	Time frame	Performance indicators	Targets	Status	Implementing Agency
Development of Youth Policy	County wide	Public sensitization and Approval of Youth Policy-	Women sensitization on environmental	1.5M	CG	2023 - 2024	Regulated Legal framework for Youth programs	7 sub-counties	Annual	BCG

Youth Capacity building programmes	County wide	Sensitization of youths through BCYF	Youth, Women PWDs and children sensitized on environment. Conservation.	0.6M	CG	2023 - 2024	Number of forums held	3000	Annually	BCG
Facilitation of International GBV, Women and Youth day	County wide	Participate in international celebration	Sensitization on HIV/AIDS	1M	CG	2023 - 2024	Number of Celebrations held	County event	Annually	BCG
Gender Mainstreaming and socio-economic empowerment	County wide	Sensitization and response on gender issues	Youth, Women PWD's and children sensitized on environment. Conservation.	1M	CG	2023 - 2024	No. of Gender based violence technical working groups meeting  No. of officers and citizens trained on gender.  No of women leaders trained in	500	Annually	BCG

								leadership skills		
								Gender State and non-state actors strategic plan, M&E State and non-state actors Framework prepared and implemented		

### SOCIAL SERVICES SUB-SECTOR

Programme Name: Social Protection Sub-Sector										
Sub Programme:										
Project name	Location (Ward/Sub county/ county wide)	Description of activities	Green Economy consideration/SDGs mainstreaming	Estimated cost (Ksh.)	Source of funds	Time frame	Performance indicators	Targets	Status	Implementing Agency
Child community support services	County wide	Support OVC Sensitize children,	Children sensitized on environment. Conservation.	0.8M	CG	2023-2024	Families strengthened to promote quality care for children	300	Annually	Gender & Youth dept

and protection		parents and caregivers					Children in emergencies protected and supported			
Children holding unit	County wide	Establishing of children holding unit	Children sensitized on environment. Conservation.	1m	NG AND BCG	2023-24	Children holding unit established	Police stations	0	NG and donors
Social protection policy	County wide	Launch social protection policy and establishing TWG	Sensitization of beneficiaries on environment conservation	500,000	BCG and WFP	2023-24	Established SP policy and No. of TWG meeting	Government and Non-governmental officers	0	BCG and WFP

## 4.7 Water and Irrigation Sector

### Introduction

During the plan period, the sector will focus on the conservation and management of forests, wildlife resources, water catchments, and management of wetlands, restoration of degraded land, green economy, waste management, pollution control, water resource management, increase access to water and sanitation and adaptation to the effects of climate change among other programmes.

Development priorities and strategies for the Sector shall best be understood through an exposition of the composition, vision, mission, goal(s) and strategic objectives relevant to sector.

### Sector/Subsector Composition

The sector of Environmental Protection, Water and Natural Resources is comprised of 5 Sub-sectors, namely:

Environment and Natural Resources; Water, Sewerage and irrigation; Mining; Wildlife and Tourism.

### Vision

Water for all in a clean, safe and sustainable environment

### Mission

To enhance access to clean and safe water, high quality sewerage services and conserving environment while promoting sustainable utilization of natural resources

### 4.11.3 The Sector's overall goal and strategic objectives

Thematic Pillar	Sector Goal	Sector Strategic Objectives
Universal access to social amenities for improved standard of living	To ensure ease of access to clean water and sewerage services while protecting and conserving the environment including sustainable utilization of natural resources.	To construct and maintain water supply and sewerage infrastructure
		To protect, conserve and nurture environmental resources including promotion of tourist attraction sites
		To promote exploitation of natural resources in a sustainable manner
		To build institutional capacity for provision and management of water and sewerage services, environmental protection
		To develop tourism potential through conservation of wildlife and natural resources as well as optimal exploitation of tourism products

### Sector development priorities

The sector has considered a number of priorities in the plan period which include:

- a. Rehabilitation of water intakes, upgrading of water systems, development of water master plan, purchase and distribution of water tanks, solid waste management, resource mapping, tourism promotion and marketing, development of campsites among other projects and programmes.

Completion of ongoing water projects in urban and rural areas to increase the number of people connected to safe piped water. This will be achieved by leveraging on construction of small dams

including large dams from national government and existing infrastructures such as Kirandich and Chemususu Dams. It is expected that once these projects are complete, water shortage in major towns and accessibility in rural areas will be addressed and youth and women will be engaged in other productive areas of the economy.

- c) Resource mobilize funds to facilitate construction of sewerage and solid waste dumpsites in two major urban areas of the county as well as acquisition of land banks
- d) Completion of pans/small dams and multipurpose large-scale dams currently under various stages of implementation
- e) Promotion of local and international tourism and continuous investment in infrastructure to facilitate tourism growth. More emphasize will be put on infrastructure development and marketing strategies.
- f) We will be leveraging on new - boreholes and small dams including large dams from national government and existing infrastructures such as Kirandich and Chemususu Dams that have not been exploited fully. We also plan to increase access of sewerage services in Kabarnet Town'
- g) The Governor intends to enhance access to quality health and a clean environment for living in Baringo County. We will invest in modern equipment and personnel.

## Sector/Sub-Sector Prioritized Programmes for 2023/2024 FY

<b>Progmmme Name:PROVISION OF WATER</b>					
<b>Objective:INCREASE COVERAGE</b>					
<b>Outcome:NO OF HOUSE HOLDS WITH TAP WATER</b>					
<b>Sub Programme</b>	<b>Key Outcomes/ Outputs</b>	<b>Key performance Indicators</b>	<b>Planned Targets</b>	<b>Budget Estimate</b>	<b>Remarks</b>
Construction of water pans in Tiaty Sub-County	Provision of clean water	Increased water coverage	5 water pans 20 Million	20 M	
Wanjar water project weir and masonry tank in Baringo Central Sub-County	Provision of clean water	Increased water coverage	1 Major project 10 Million	10M	
Torobokor water project Masonry Tank and piping in Baringo South Sub-County	Provision of clean water	Increased water coverage	1 Major project 10 Million	10M	
Chemususu last mile in Eldama-Ravine	Provision of clean water	Increased water coverage	To confirm	10 Million	
Rehabilitation of Toiwon water project in Baringo North Sub-County	Provision of clean water	Increased water coverage	To confirm	10 Million	
Rehabilitation and Completion of Rosoga Irrigation scheme in Mogotio Sub-County	Increased volume of water to irrigation project	Increase crop production	To confirm	15 Million	
Drilling of 4 Boreholes and Equpping in Mogotio Sub-County	Provision of clean water	Increased water coverage	To confirm	15 Million	
Kirandich water project solarization and pipework	Provision of clean water	Increased water coverage	To confirm	15 Million	
Timboroa water project (Lake Narasha) solarization, masonry tank and pipework	Provision of clean water	Increased water coverage	To confirm	20 illion	

**4.8. Department of Education**  
**Capital projects for the FY 2023/2024**

PROGRAMME NAME: ECDE										
Sub Programme	Project name Location (Ward/Sub County/ county wide)	Description of activities	Green Economy consideration	Estimated cost (Ksh.)	Source of funds	Time frame	Performance indicators	Targets	status	Implementing Agency
Equipping of ECDE Classrooms	Countywide	Supply of furniture sets to newly built ECDEs	-----	24 million	BCG	2022-2023	No. of ECDE classrooms supplied with furniture	240 centres	ongoing	Education department
Completion of stalled projects	countywide	Completion of various ECDE classrooms from the 2013-17 period	Use of locally available resources	35 Million	BCG	2022/23	No. Of completed classes that had stalled	53	ongoing	Education
ECDE Teaching,play & learning materials	countywide	Supply of assorted pupils bks, TGS, Play materials, stationery for implementing CBC curriculum	Recyclable toys I.e plasticine and long term use stationery	20M	BCG	2022/23	Assorted bks, stationery &play materials	1100 assorted sets	On going	Education
<b>Programme Name: VTC</b>										

Sub Programme	Project name Location (Ward/Sub county/ county wide)	Description of activities	Green Economy consideration	Estimated cost (Ksh.)	Source of funds	Time frame	Performance indicators	Targets	status	Implementing Agency
Equipping & modernizing	Countywide	Equipping the VTCs with modern machines & tools in line with TVETA act	Solar powered tools preferred	20 M	BCG	2022/23	Assorted modern tools & equipment	18 VTCs	ongoing	Education
Facelifting of VTCs	countywide	Refurbishing the dilapidated buildings and workshops in VTCs	Solar lighting and translucent iron sheets for natural sunlight in workshops	25 M	BCG	2022/23	No. Of refurbished admin blocks, workshops & classrooms	10 VTCs	ongoing	Education
Modern workshops	countywide	Building of modern spacious workshops & classrooms	Solar lighting and translucent iron sheets for natural sunlight in workshops	50 M	BCG	2022/23	No. Of new workshops & classrooms	2 VTCs	ongoing	Education
<b>Programme Name: SPECIAL PROGRAMMES</b>										
Sub Programme	Project name Location (Ward/Sub county/ county wide)	Description of activities	Green Economy consideration	Estimated cost (Ksh.)	Source of funds	Time frame	Performance indicators	Targets	status	Implementing Agency

ECDE Meals	countywide	Upscaling of ECDE meals to at least 550 schools from 148	Locally sourced foods to boost farmers and cooperatives	75M	BCG	2022/23	Food items supplied to ECDEs	550 ECDEs	ongoing	Education
VTC Capitation	countywide	Matching the capitation grant to each trainee at VTC and special bursary	-----	30M	BCG	2022/23	No. Of students receiving capitation & increased enrolment	2000 students	ongoing	Education
Secondary school bursary	countywide	Bursary & scholarship to bright but needy sec.sch.students	-----	30M	BCG	2022/23	No. Of beneficiaries	4000 students	ongoing	Education
<b>Programme Name: Baringo County Training College (Lelian)</b>										
<b>Sub Programme</b>	<b>Project name Location (Ward/Sub county/ county wide)</b>	<b>Description of activities</b>	<b>Green Economy consideration</b>	<b>Estimated cost (Ksh.)</b>	<b>Source of funds</b>	<b>Time frame</b>	<b>Performance indicators</b>	<b>Targets</b>	<b>status</b>	<b>Implementing Agency</b>
Model ECDE	Lelian	Model ECDE Centre with 2 classes, D/H, Kitchen, modern flash toilets, play area, sleeping area	Solar lighting, rain water harvestind & storage, manicured gardens	15M	BCG	2022/23	Model centre as per the pre primary national policy of 2017	1	new	Education

Library & ICT lab	lelian	Modern library, ICT lab that can be used for video teaching, virtual meetings & conferencing	Solar lighting, rain water harvestind & storage, manicured gardens	12M	BCG	2022/23	1 library, 1 ICT hub and ICT equipment plus internet connectivity	1 complex hub	new	Education
Staff house	Lelian	One twin block to house 2 staff	Solar lighting, rain water harvestind & storage, manicured gardens	8 M	BCG	2022/23	1 housing block	1 twin block	new	Education

**Table 3: non-Capital Projects 2023/24 FY**

Programme Name: ECDE, VTC										
Sub Programme	Project name Location (Ward/Sub county/ county wide)	Description of activities	Green Economy consideration	Estimated cost (Ksh)	Source of funds	Time frame	Performance indicators	Targets	status	Implementing Agency
CBC Training	countywide	Intensive 3 days Training for all ECDE Trs on CBC	Use locally available resources	10M	BCG/ Partners	2022/23	No. Of trs trained	1865 trs + officers	new	Education
Skills Upgrading Course	Countywide	2 week skills upgrading course for all VTC Trainers in their trade areas	-----	5M	BCG/ partners	2022/23	No.of trained trainers	50	ongoing	Education

## 4.9. Health Services

### Prioritized Programmes for the FY 2023/2024

Sub Programme	Project name Location (Ward/Sub county/ county wide)	Description of activities	Green Economy consideration/SDGs mainstreaming	Estimated cost (Ksh.)	Source of funds	Time frame	Performance indicators	Targets	Status	Implementing Agency
infrastructure	Kabartonjo sub county hospital(county wide)	Construction and equipping of Mortuary		10,000,000	BCG	2023/2024	constructed and equipped mortuary	1	proposed	department of health
	Kabartonjo sub county hospital(county wide)	construction of modern laboratory		10,000,000	BCG	2023/2024	Constructed modern laboratory	1	proposed	department of health
	County Health store (county wide)	Construction of county health store		12,000,000	BCG	2023/2024	Constructed county health store	1	proposed	department of health
	Marigat sub county hospital (county wide)	construction of Fencing, Gatehouse, walkways and landscaping and renovation of wards		25,000,000	BCG	2023/2024	upgraded sub county hospital	1	proposed	department of health
	BCRH Surgical ward block(county wide)	Equipping of BCRH surgical ward block		100,000,000	BCG	2023/2024	Equipped and operationalized BCRH surgical Block	1	proposed	department of health
	General renovation of BCRH and Eldama Ravine Hospitals (county wide)	upgrading of two level 4 hospitals to level 5		40,000,000	BCG	2023/2024	Two Upgraded level 5 hospitals	2	proposed	department of health
	upgrade 4 health centre in Baringo County	upgrade Barwessa , Emining, Kolowa, Tenges, Tangulbei,Mochongoi		40,000,000	BCG	2023/2024	Four upgraded health centers in the county	4	proposed	department of health

		and Timbora health centre to officer services								
	renovation of 21 dispensaries (county wide)	Renovate 3 dispensaries per sub county		36,000,000	BCG	2023/2024	Renovated 12 dispensaries (3 per sub county)	12	proposed	department of health
Health information	Increase reliability of health information (12 HF)	Install EMR Level 4 and 3 HFs	Dispose electronic waste	72,000,000	BCG	22/23	Number of facilities with EMR	7	1	Department of health
		Establish health records department in Mogotio SCH and Chemolingot SCH		5,000,000	BCG	22/23	Number	2	0	Department of health
Specialized services	Increase coverage of theatre services	Set up, equip and operationalize theatre in Mogotio SCH, Marigat SCH and Kabartonjo SCH	Consider impact assessment report	12,500,000	BCG	22/23	Number of new theatres	3	0	Department of health
		Install air conditioning system in Marigat SCH and Chemolingot SCH theatres		500,000	BCG	22/23	Number of theatres with AC in lowlands hospitals	2	0	Department of health
		Expand labour ward to accommodate a theater and equip it in BCRH								
		Recruit and train new theatre staffs (20 MOs, 16 nurses, 8 anaesthetist)		20,000,000	BCG	22/23	Number of staffs trained	10	0	Department of health
		Procure theatre supplies		13,000,000	BCG		Number of operational theatres	7	3	Department of health
Nutrition	Countywide	Fabrication of 20-foot containers		2,000,000	BCG	22/23	Number of containers	10	1	Department of health

							fabricated			
Environmental health	Baringo central, Marigat and koibatek	Construct and equip of food safety labs		6,000,000	BCG	23/24	Number of labs constructed	3	1	Department of health

**Table 13b. Non-Capital Projects for the FY 2023/24**

Programme Name										
Sub Programme	Project name Location (Ward/Sub county/ county wide)	Description of activities	Green Economy consideration/S DGs Mainstreaming	Estimated cost (Ksh.)	Source of funds	Time frame	Performance indicators	Targets	status	Implementing Agency
Human Resource for Health		Training of Health Managers on Leadership Skills		6,000,000	BCG/Partners		Number of staff trained	50	0	Department of Health
		Recruitment of Health Care workers to cap shortages		120,000,000	BCG		Number of staff recruited	200	0	Department Of Health
		Transition/Absorption of Partner Supported staff/UHC as per agreement policy		254,244,000	BCG		Number of staff transitioned to County Government	251	0	Department of Health
		Conduct quarterly staff Supervision		1,000,000	BCG		Number of Quarterly support supervisions held	4	0	Department of Health
		To conduct Human Resource Meetings/Human Resource Stakeholders Meetings		2,000,000	BCG		Number of meetings held	10	0	Department of Held
		Staff		5,400,000	BCG		Number of	150	0	Department

Programme Name										
Sub Programme	Project name Location (Ward/Sub county/ county wide)	Description of activities	Green Economy consideration/S DGs Mainstreaming	Estimated cost (Ksh.)	Source of funds	Time frame	Performance indicators	Targets	status	Implementing Agency
		development/Promotions					staff Promoted			of Health
Laboratory services	Increase the scope of laboratory services	Procure laboratory Immunoassay analyzer, prothrombin analyzer, histology equipment, microtome, centrifuge, biochemistry analyzer		30,000,000	BCG/Partners	2022/23	Number of labs offering uninterrupted haematology and biochemistry services	7	0	Department of health
		Establish microbiology labs		10,000,000	BCG/Partners	2022/23	Number of labs offering uninterrupted microbiology services	2	0	Department of health
		Establish a specialist reference lab in the county		10,000,000	BCG/Partners	2022/23	Number of labs	1	0	Department of health
		Establish and equip a satellite blood bank		40,000,000	BCG/Partners	2022/23	Number	1	0	Department of health
	Expand coverage of laboratory services	Equip and maintain laboratory services		60,000,000	BCG/Partners	2022/23	Number of standard labs	7	1	Department of health
QUALITY IMPROVEMENT	Improve quality of care in	Implement quality of care dimensions(KQMH)		10,000,000	BCG/Partners	2020/2023	Number of dimensions improved	5	12	Department of health

Sub Programme	Programme Name									Implementing Agency	
	Project name Location (Ward/Sub county/ county wide)	Description of activities	Green Economy consideration/S DGs Mainstreaming	Estimated cost (Ksh.)	Source of funds	Time frame	Performance indicators	Targets	status		
SERVICES	level 4 and level 5 Hospitals										
Essential HPTs	Adequate HPTs for the county	Provision of adequate HPTs	Proper disposal of expired HPTs	400,000,000	BCG/National government/Partners	FY 22/23	% of health facilities well stocked	100%	Ongoing	Department of Health	
Specialized outpatient services	Increase access to dialysis services	Set up a dialysis unit in ERSCH		30,000,000	BCG/National government/Partners	2022/23	Number of dialysis units	2	1	Department of health	
	Increase access to dental services	Purchase of Dental equipment for Marigat SCH and Kabartonjo SCH		10,000,000							
	Increase access to eye care services	Procure an operating microscope for BCRH		3,000,000	BCG/National government/Partners	2022/23	Number of functional operation microscopes	1	0	Department of health	
		Procure basic eye equipment for all hospital		5,000,000	BCG/National government/Partners	2022/23	Number of operational eye units	7	4	Department of health	
Rehabilitative services	Increase access to mental health services	Establish Mental rehabilitation centre		15,000,000		22/23	Number of centres	1	0	Department of health	
		Train staff on mental health		3,000,000		22/23	Number of centres	50	10	Department of Health	
	Increase access to palliative care	Establish a functional hospice unit		20,000,000		22/23	Number of centres	1	0	Department of health	
	Increase	Establish and equip		2,000,000		22/23	Number of	1	0	Department	

Programme Name										
Sub Programme	Project name Location (Ward/Sub county/ county wide)	Description of activities	Green Economy consideration/S DGs Mainstreaming	Estimated cost (Ksh.)	Source of funds	Time frame	Performance indicators	Targets	status	Implementing Agency
	access to physiotherapy services	a physiotherapy and occupational therapy in Chemolingot sch					units			of health
Strengthened leishmaniasis case detection and referral at community level	-Training of H/W and CHVs			1,500,000 /-	BCG Partners	6- Months	# of HCW trained	50 HCW		Department of Health. And partners
	-Targeted VL Community screening			1,000,000 /-	BCG Partners		# of CHVs trained	100 CHVs		Department of Health. And partners
	Establish 3 more treatment sites across the county			1,000,000 /-	BCG Partners	12- Months	# of cases detected and linked to treatment site.	3 Sites		Department of Health. And partners
	Strengthened data management and utilization for decision making.			50,000/-	BCG Partners	12 Months	# of treatment sites established	6 Months		-BCG Department of Health. And partners
Snake Bite Management and response	Training of HCW/CHVs on snake bite			2,000,000 /-	-BCG -Partners		# of HCW trained on snake bite	200 HCW		-BCG Department of health and -

Programme Name										
Sub Programme	Project name Location (Ward/Sub county/ county wide)	Description of activities	Green Economy consideration/S DGs Mainstreaming	Estimated cost (Ksh.)	Source of funds	Time frame	Performance indicators	Targets	status	Implementing Agency
	management and response						management and response			partners
						24 Months	# of CHVs trained on snake bite first aid Management and referral	400 CHVs		-BCG Department of health and - partners
	Equip all H/facilities with snake Antivenoms vaccine			5,000,000	BCG -Partners	12 Months	# of facilities stocked with anti-snake venom	200 Facilities		-BCG Department of health and - partners
Detection and management of trachoma	Training of HCW and CHVs on trachoma management and prevention			1,500,000 /-	BCG -Partners	12 Months	# of HCW and CHVs trained on trachoma management and prevention strategies	100		-BCG Department of health and - partners
						12 Months	# of Health facilities integrated to offer Trachoma management and	100		-BCG Department of health and - partners

Programme Name										
Sub Programme	Project name Location (Ward/Sub county/ county wide)	Description of activities	Green Economy consideration/S DGs Mainstreaming	Estimated cost (Ksh.)	Source of funds	Time frame	Performance indicators	Targets	status	Implementing Agency
							prevention			
STH Elimination	Mass deworming of all school going children under 5			1,000,000	-BCG -Partners	12 Months	# of School going children dewormed	All		-BCG Department of health and - partners
Detection and management of Hepatitis B	-Training of HCW on HB Case management			1,000,000 /-	-BCG -Partners	12 Months	# of HCW trained on Hepatitis case management	100		-BCG Department of health and - partners
	-Train CHVs on Case detection and preventive measures.			500,000/-	-BCG -Partners		# of CHVs trained on hepatitis prevention, case detection and referral of cases.	200		-BCG Department of health and - partners
	-Targeted Community screening in the affected sub counties			1,000,000 /-	-BCG -Partners		# of community members screened			- BCG Department of health and - partners

Sub Programme	Programme Name									Implementing Agency
	Project name Location (Ward/Sub county/ county wide)	Description of activities	Green Economy consideration/S DGs Mainstreaming	Estimated cost (Ksh.)	Source of funds	Time frame	Performance indicators	Targets	status	
	-prioritize vaccinations of all the food handlers and most at risk population			1,000,000 /-	-BCG -Partners		# of food handlers and most at risk population vaccinated			-BCG Department of health and - partners
NTDs Support supervision	OJT and Mentorships			1000,000/-	BCG -Partners		# of facilities visited and mentored	All		BCG Department of health and - partners
Environmental health	Baringo central, Marigat, koibatek	Procure aflatoxin test kits and lactometers for milk testing		5,000,000		22/23	Number of kits and lactometers procured	7	0	Department of health
In-patient services	Improve in-patient services									
Primary Health Care Services	Strengthening primary health care services	Integrated support supervision		10,000,000		22/23		10		Department of health
Environmental health	Capacity building of healthcare work force	Training of public health officers on food safety and quality		3,000,000		22/23-		24		
Nursing department	Capacity building of healthcare work force	Training of specialized		3,000,000		22/23		20		Department of health

## **4.9. Public Administration, Governance and Intergovernmental Relation**

### **4.9.1 Background information of the department**

The Department of devolution, public service and administration, ICT and E-Government is comprised of two sub sectors with two chief officers namely Devolution, Public service and Administration which comprises of office of the Governor General Administration, office of the Deputy Governor, county secretary, Civic Education, communication, Disaster risk management, Research and Resource Mobilisation, Legal Services, and Sub County Administration. And the other sub sector being Information Communication Technology and E- government which comprises the ICT unit.

#### **Vision**

To be the most attractive, competitive and resilient county that affords the highest standard of living and security for all its residents.

#### **Mission**

To transform the livelihoods of Baringo residents by creating a conducive framework that offers quality services to all citizens in a fair, equitable and transparent manner by embracing technologies, innovation and entrepreneurship in all spheres of life.

## Sector and Subsector prioritized programmes for 2023-2024 FY

Programme Name: Administration.										
Sub Programme	Project name Location (Ward/Sub county/ county wide)	Description of activities	Green Economy consideration	Estimated cost (Ksh.)	Source of funds	Time frame	Performance indicators	Targets	sta	
Administration	Purchase of utility motor vehicles for Governor and deputy governor's office	Purchase of utility motor vehicles for Governor and deputy governor's office		35m	BCG	2023-2024	No. of Vehicles Purchased	2		Ne
	purchase of sub county administration motor vehicles (7 vehicles @4.5M	purchase of sub county administration motor vehicles (6 vehicles @4.5M		31.5m	BCG	2023-2024	No. of Vehicles Purchased	7		Ne D
	strengthening of intergovernmental relations C.O.G, IBEF	strengthening of intergovernmental relations C.O.G, IBEF		15m	BCG	2023-2024	no of subscriptions made no. of intergovernmental relations forums attended			on
	furnishing and equipping of ward and sub county offices	furnishing and equipping of ward and sub county offices		10m	BCG	2023-2024	no of furniture's procured	all ward and sub county offices		ph
	Equipping of liaison office			5m						
	Purchase ward admin pool vehicles per sub county	Purchase 7 ward admins pool vehicles for per sub county		31.5M	BCG	2023-2024	Number of ward admins pool vehicles			Ne
	Uniforms for Sub County admin/wardadmin/enforcement			3m						
Programme Name: DISASTER RISK MANAGEMENT										
Sub Programme	Project name Location (Ward/Sub County/ county wide)	Description of activities	Green Economy consideration	Estimated cost (Ksh.)	Source of funds	Time frame	Performance indicators	Targets	sta	
DRM	Stockpile of food and NFIs	Food security Maize 180mt Beans90 mt Iron sheets 3000pcs		20.5m	BCG	2023-2024	No. of beneficiaries covered	15000HH		on
	Community training and peace building	Capacity building		3.5m	BCG	2023-2024	number of trainings number of peace committees formed	12 peace committees formed and trained		ne
	response fuel stock piling	response fuel 7000Litres stockpiling		0.75m	BCG	2023-2024	number of litres			on

	Response Rehabilitation of critical facilities	Road's rehabilitation		9.5m	BCG	2023-2024	No. of culvert unblocked No. of km of Damaged Road rehabilitated	number of roads opened up due to closure by floods or other hazard events	on
	Drought response	Water trucking		2m	BCG	2023-2024	No of trips for water boozer purchase		on
	Early warning system	Weather advisory through local media station		0.4m	BCG	2022-2023	No of media advertisement made		on
	Resilience Livelihood programme	Counter funding of the partnership programme to support administration and logistical expenses of the project implementation teams		5m	BCG	2022-2023	Amount of budgetary allocation for the partnership programme	4500 hh beneficiaries	on
	General Response	Purchase of protective clothing for DRM response		2m	BCG	2022-2023	Amount of budgetary allocation for the divers and firemen		ne
<b>Programme Name: COMMUNICATION</b>									
Sub Programme	Project name Location (Ward/Sub county/ county wide)	Description of activities	Green Economy consideration	Estimated cost (Ksh.)	Source of funds	Time frame	Performance indicators	Targets	sta
Communication and media services development	Publishing, producing and distribution of county quarterly newspaper	Publishing, producing and distribution of county quarterly newspaper		4m	BCG	2023-2024	number of newspapers produced	8000 copies	Ph
	Newspaper supplements and documentaries in the national print and electronic media	Newspaper supplements and documentaries in the national print and electronic media		5m	BCG	2023-2024	number of supplements	4 supplements on dailies	on
	Communication equipment's	Communication equipment's		3m	BCG	2023-2024	Number of cameras procured Number of vehicle and Executive public-address systems installed. Number of design computers, laptops and external hard disks procured	Four DSLR cameras kits Two professional video cameras kits One vehicle mounted with P.A. system kit 1.design apple	ne

									iMac computer, three laptops, six external hard disks Two TV sets and Decoders	
<b>Programme Name: CIVIC EDUCATION AND PUBLIC ENGAGEMENT</b>										
Sub Programme	Project name (Ward/Sub County/ county wide)	Location	Description of activities	Green Economy consideration	Estimated cost (Ksh.)	Source of funds	Time frame	Performance indicators	Targets	sta
Civic Education			Undertaking community meetings, special focus groups and general public meetings through civic education and public participation forums and engagement		5m	BCG	2023-2024	number of meetings	60 meetings	on
			strategic partnerships engagements (CSOs) and government agencies		2m	BCG	2023-2024	number of strategic partnerships	5	on
			community dialogue forums (joint platforms for feedback and accountability)		2m	BCG	2023-2024	number of forums	6 forums	on
			use of media platforms (local radio and TVs stations talk shows)		5m	BCG	2023-2024	number of radio talk shows other media engagements	10	on
<b>Programme Name: County Attorney and LEGAL SERVICES</b>										
Sub Programme	Project name (Ward/Sub County/ county wide)	Location	Description of activities	Green Economy consideration	Estimated cost (Ksh.)	Source of funds	Time frame	Performance indicators	Targets	sta
LEGAL SERVICES	legal fees (litigation fee for cases filed against county e.g. boundaries and		legal fees (litigation fee for cases filed against county e.g. boundaries and		30M	BCG	2023-2024	Number of cases litigated	42 CASES	on
	Recruitment Employment of legal officers		Employment of legal officers		5m	BCG	2023-2024	number of legal employed	2	ne

	Equipping of legal office	Equipping of legal office		2m	BCG	2023-2024	number of offices equipped	1	ne
	purchase of motor vehicle	purchase of motor vehicle		4M	BCG	2023-2024	number of vehicles purchased	1	
	Training of staff and renewal of licenses for advocates.	Training of staff and renewal of licenses for advocates.		1M	BCG	2023-2024	number of training attendee number of points awarded	4	ne

**Programme Name: RESEARCH AND POLICY DEVELOPMENT**

Sub Programme	Project name Location (Ward/Sub County/ county wide)	Description of activities	Green Economy consideration	Estimated cost (Ksh.)	Source of funds	Time frame	Performance indicators	Targets	sta
	support to policy development and reviews	support to policy development and reviews		2M	BCG	2023-2024	number of policies and frameworks developed/reviewed	2	on
	review and update of county statistical abstract 2022	review and update of county statistical abstract 2022		2M	BCG	2023-2024	number of stational abstract updated	1	on
	support county departments in carrying out need based socio-economic research	support county departments in carrying out need based socio-economic research		1M	BCG	2023-2024	Number of need based study carried out.	0	on
	support county departments in resource mobilisations to support county programmes	support county departments in resource mobilisations to support county programmes		1M	BCG	2023-2024	number of concepts and proposals developed no of call for proposals responded to	3	on
	support to planning and budget making process	support to planning and budget making process		-	BCG	2023-2024	No of public participation facilitated participation in technical drafting of planning documents	3 2	on



**Programme Name: PUBLIC SERVICE MANAGEMENT**

Sub Programme	Project name Location (Ward/Sub County/ county wide)	Description of activities	Green Economy consideration	Estimated cost (Ksh.)	Source of funds	Time frame	Performance indicators	Targets
SP Personnel Emoluments		Salaries and allowance for all county executive staffs both permanent and on contract		3,0004,134,297.46	BCG	2023-2024	Number of county staff receiving their salaries on timely basis	

SP; Human Resource Management		Medical Insurance cover administered	N/A	300M	BCG	2023-2024	Increased Number of staff with medical cover	4000
		Group Life Assurance	N/A		BCG	2023 - 2024	Increased Number of staff with medical cover	4000
		Work Injury Benefit Insurance (WIBA)	N/A	30M	BCG	2023-2024	Increased Number of staff with medical cover	4000
		Procurement of Staff Employment Identity cards	N/A	2m	BCG	2023-2024	Number of staff with Employment IDs	4000
		Payroll Services -Proposed Promotions, Re-designation, Annual increments,	N/A		BCG	2023-2024	Number of Officers of Promotions/Re-designations Undertaken	
		Payroll Services – Third party Agency	N/A	120m	BCG	2023-2024	Amount of Revenue Generated	3.6 million
	Succession Management	Develop human resource plan and succession management strategy for the County Public Service Develop Mentorship & Coaching Programmes	N/A	2m	BCG	2023-2024	Number of officers identified for Coaching.	
SP: : Performance Management		Co-ordinate performance management programs Institutionalize performance contracting and performance appraisal. ▪ Establish mechanisms of monitoring and evaluating county departments and individual performance	N/A	2m	BCG		No. Performance contracts signed. No. of Performance evaluations conducted	
SP; Human Capital Development	Skills Gap Audit	Conduct Skills and Competency Audit to inform long term interventions of Trainings	N/A	1m	BCG	2023-2024	No of Skills identified	
	Training Needs Assessment Capacity Building	Training of county staffs	N/A	42.5m	BCG	2023-2024	Number of staff trained	500
		Subscription of National Industrial Training Authority (NITA) for compliance	N/A	5M	BCG	2023-2024	Number of subscriptions	4000
SP; Policy and legal frameworks	Human Resource Policy Development	Development/Customization, Review and approval of Human Resource policies, Manuals and Guidelines – HR Manual, performance Management Policy, Training Policy, Discipline Policy/ Manual & Guideline, Code of	N/A	10M	BCG	2023-2024	Number of Policies, guidelines, and manuals developed, and approved	10

		Ethics, Competency Framework, County internship Policy.							
	Career Progression Guidelines Development	Development and approval of Career Progression Guidelines	N/A	2m	BCG	2023-2024	Career Progression policy	1	
Human Resource and Support Services	Employee Satisfaction Surveyor	Conduct Internal and external survey to ascertain the satisfaction level of both internal and external clients – To identify areas of improvement	N/A	0.5M	BCG	2023-2024	Number of Surveys conducted - Implementation of Employee Satisfaction Survey Report recommendation (%)		
SP; Human Resource information system Establishment	Unified Human Resource Information System	Procuring, installation of UHRIS and sensitization of staff on its utilization	N/A	30m	BCG/Partners		UHRI system in place Number of Staff sensitized	1 - HR system 4000 Staff sensitized	
	Operationalization of the HR Registry – Filing system	Secure and operational registry – Partitioning and setting up of the bulk registry for the General and confidential registry	N/A	5M	BCG	2023-2024			

### ICT and E-Government ADP proposed Programme for 2023-2024 Capital projects

Programme Name: ICT Infrastructure Development										
Sub Programme	Project name Location (Ward/Sub county/ county wide)	Description of activities	Green Economy consideration	Estimated cost (Ksh.)	Source of funds	Time frame	Performance indicators	Targets	Status	Implementing Agency
SP1: ICT Infrastructure and systems development and management	Installation of high end server computers and related accessories	Installation of high end server computers and related accessories		25M	BCG/ ICTA/ CA	2023 - 2024	Improved data storage, information and resource sharing	1	New	ICT and government
	Installation of Internet and wireless WIFI)hotspots for public access	Installation of Internet and wireless WIFI)hotspots for public access		4M	BCG/ ICTA/ CA/ WBF	2023 - 2024	No of WIFI installed in towns	4	New	ICT and Egovernment

	IP Based Intercom and Switch Board and Call Centre to enhance ease of communication within departments	IP Based Intercom and Switch Board and Call Centre to enhance ease of communication within departments		6M	BCG/ICTA/CA/WBF	2023 - 2024	No of offices installed	10	New	ICT and E-government
SP1: ICT Infrastructure and systems development and management	To build and equip ICT and Incubation centres for nurturing innovation and Promote BPO's in the County – AJIRA centres	To build and equip ICT and Incubation centres for nurturing innovation and Promote BPO's in the County – AJIRA centres		8M	BCG/ICTA/CA/WBF	2023 - 2024	No of incubation centres established and equipped a		New	ICT and E-government
	Installation of CCTV Infrastructure, surveillance system	Installation of CCTV Infrastructure, surveillance system		6M	BCG/ICTA	2023 - 2024	No of offices installed with CCTVs		New	ICT and E-government
	Establishment of Local Area Networks (LAN)	Establishment of Local Area Networks (LAN)		12M	BCG/ICTA/CA/WBF	2023 - 2024	No of LANS installed		New	ICT and Government
	Establishment of Wide Area Networks (WAN)	Establishment of Wide Area Networks (WAN)		7M	BCG/ICTA/CA	2023 - 2024	No of working WANS installed		New	ICT and Government

### Non-Capital Projects for 2023-2024

Programme: Software Development, Licensing and support										
Sub Programme	Project name Location (Ward/Sub county/ county wide)	Description of activities	Green Economy consideration	Estimated cost (Ksh.)	Source of funds	Time frame	Performance indicators	Targets	status	Implementing Agency
SP1: Purchase and installation of Bulk SMS System	Bulk SMS System	Bulk SMS System		2.5M	BCG	2023-2024	Bulk SMS System Acquired	1	New	ICT and E-government

SP4: Redesign of County Website	To redesign the existing County website incorporated with enhanced online security	To redesign the existing County website incorporated with enhanced online security		3 M	BCG	2023-2024	No Redesigns done and portals incorporated in the website	of 1	New	ICT and E-government
<b>Programme: Competency Development Capacity building and skills development</b>										
Sub Programme	Project name Location (Ward/Sub county/ county wide)	Description of activities	Green Economy consideration	Estimated cost (Ksh.)	Source of funds	Time frame	Performance indicators	Targets	status	Implementing Agency
SP1: ICT promotion and Ideas Incubation (Capacity Building and training on ICT and professional examination	To build and sustain the Capacity of staff and Baringo Citizens to use ICT in service delivery that is timely and affordable Promote digital literacy and enhance uptake of online government services	To build and sustain the Capacity of staff and Baringo Citizens to use ICT in service delivery that is timely and affordable Promote digital literacy and enhance uptake of online government services		4M	BCG	2023-2024	-No of trained staff -No of trained teachers on ICT -No of trained Citizens	800	New	ICT and Government

#### **4.9.6 Other Projects Co Funded with Other Agencies (National Government/ Donors Etc)**

- ✓ Sustainable food systems programme-WFP
- ✓ Baringo youth in Agribusiness project-WFP
- ✓ Resilience Programme SHA

#### **Recommendations and Conclusions**

- ✓ An affirmative action to be taken to Empower the County's Administration and management systems including sub-county Administration, Enforcement and compliance and other units offering essential coordination services.
- ✓ Continuous Training and staff development is a right and a requirement towards equipping and empowering staff to provide optimum service delivery thus the need for an affirmative action in budgeting on employees training and motivation.
- ✓ Capital projects in the department such as the County HQs office block require a lump-sum amount to be able to kickoff.
- ✓ The department has been straining with the minimum staff establishment in-post in key service delivery positions
- ✓ There is need for continuous amendments for the department's annual development plan towards aligning it to the government's dynamics.
- ✓ There is need to empower the citizens and other stakeholders towards understanding the County Governments development agenda, laws, legislations and service delivery.
- ✓ There is need to invest on staff mobility to enhance their fieldwork and take the County Government's services near to the people in the spirit of devolution.
- ✓ Adequate budgetary allocations and capacity building trainings on crisis communication and emerging media
- ✓ Capacity build both government officials and community on the aspect of conducting civic education especially on emerging issues
- ✓ Integrate the aspect of civic education in all the departments

## 4.10 Finance and Economic Department

### Introduction

The Department has given strategic priority to providing the leadership required to accelerate the implementation of the CIDP and Sector plans of departments in the county as a whole. The strategic objectives and the strategies to be pursued will be at the core of the Department's daily functions over the next 5 years. The Department has therefore identified 5 strategic issues of operation with the corresponding objectives and means required for effective implementation. The departmental strategic issues identified are as follows:

*Strategic Issue 1:* Effective Economic Planning, Budgeting, Policy formulation and Socio-economic management and tracking of results

*Strategic Issue 2:* Effective finance Management and Making Treasury work.

*Strategic issue 3:* Institutional strengthening and good governance.

*Strategic issue 4:* Mobilization, Public Private Partnership and allocation of financial resources

*Strategic issue 5:* Create excellence in delivery of service in the department

### Proposed ADP 2023/2024 – Revenue Section

Programme	Strategic priority	Projects	Location	New or Phased	Measurable Indicators	Expected output	Target for 2023/24	Proposed Budget 2023/24
	Improvement of hygienic & Increase revenue collection	Barrier/Market Toilets	Barriers & Market	New	No. of Toilets constructed		10	3M
		Rehabilitation of L. Bogoria Modern Toilet, Bath room and Plumbing	L. Bogoria	Rehabilitation	Rehabilitated Modern Toilet		1	2M
		Installation of solar system	L. Bogoria	New	Installed solar system		1	2.5M
		Construction of two Revenue offices	Timboroa & Muserech	NEW	Constructed Officers		2	4M
		Quarry/sand cess Roads	Quary/ sand cesspoints as per the list below	Ongoing	No. of KM of roads		60KM	10.5M
		Bodaboda shade	County Wide	New	No. Of bodaboda shades		10	5M

In the Financial year 2023/2024, we intend to invest in revenue generating activities. In Lake Bogoria for example, we propose to maintain the existing and open a new road round the lake. This will allow the access of two view points and create another entrance gate from east and southern part of the lake. As department we request for a budget of approximate 70M in the coming financial year 2023/2024.

For the other revenue roads across the County, we request for a budget of approximate 10M and above to allow maintenances of the existing and opening of new roads as per the list in the Annual Development Plan (ADP) presented for revenue section.

Lake Baringo is another potential point for revenue generation. The department of Environment have negotiated with the department of lands for a reserved public land for relocation of Kampi Samaki health centre to the high point and use the dispensary one to create the beach and the existing buildings used as offices.

### **Other Revenue Roads (Quarry & Sand Cess)**

#### **Baringo Central**

- i. Tuluongoi\_chemos 3km
- ii. Tuluongoi\_kapchesinkil 6km,
- iii. Tenges\_Sangarau 7km
- iv. Tuluongoi\_Landan 2km T
- v. Tuluongoi\_kapsogei 1KM
- vi. Tuluongoi \_Tian 4km
- vii. Kibei- Kapsesa Quarry road 7Km

#### **Total 25KM**

- i. Oinobmoi roads leading to sand collection points –
- ii. oinobmoi to Cheploch 1km,
- iii. salawa to Ketmok 5km,
- iv. Tingoi to Kibong'wa 7km,
- v. Kipsoit to Kipsogei 5km,
- vi. Kipsoit to Chebirong 5km and
- vii. Kipkoro to Logoiwo 6km all are heavy murrarming roads

#### **All About 30Km**

### Eldama Ravine Sub County

- i. Kibias- kwa kotut- - 5km,
- ii. Saos -Tolmo, 2km,
- iii. Majimazuri- Iigure 2 km

### Total About 10Km

#### Baringo North

- i. Roads that leads to quarries in lawan and kaboskei kerio are.
- ii. (1)Senebo quarry at Konoo sub location
- iii. (2) Kamogoi quarry at Barwesa sub location
- iv. (3)Kormor in Keturwo sub location Both in lawan location
- v. (4) Kombosang quarry of Kuikui sub location of kaboskei kerio location

### All about 5 KM

#### Baringo South

- i. Koriema--setewonin--- kapkoibai quarry road 5 km
- ii. Lake Bogoria Roads approximate require approximate Kshs 70M.

## 4.11 County Assembly

### Annual Development Plan Proposed Projects Schedule for FY 2023-2024

Programme Name: General Administration, Planning and Support Services										
Sub Programme	Project name Location	Description of activities	Green Economy consideration	Estimated cost (K sh.)	Source of funds	Time frame	Performance indicators	Targets	Status	Implementing Agency
Infrastructure development Administration	Proposed Construction of Speaker's Residence - HQs	Construction of residential building	Solar powered Heaters	10Million	BCG	2022-23	No. of residential building constructed	1	Ongoing	County Assembly

Infrastructure development Administration	Proposed Construction of VIP Lounge & its Offices at the Assembly Restaurant: HQs	Construction of VIP Lounge & its Offices at the Assembly Restaurant	N/A	6 Million	BCG	2022-2023	No. of Office buildings constructed	1	New	County Assembly
Infrastructure development Administration	Proposed Construction and equipping of Ward Offices: Field Offices	Construction and equipping of Ward Offices	N/A	42 Million	BCG	2022-2023	No. of Ward Offices constructed and equipped	14	New	County Assembly
Infrastructure development Administration	Proposed installation of turnstile, walk through metal detector and X-ray baggage scanner at the County Assembly: HQs	Installation of turnstile, walk through metal detector and X-ray baggage scanner at the County Assembly	NA	5.6 Million	BCG	2022-2023	No. of Security Systems Installed	1	New	County Assembly
Infrastructure development Administration	Proposed installation of CCTV/surveillance cameras at the County Assembly: HQs	Installation of CCTV/surveillance cameras at the County Assembly	NA	5 Million	BCG	2022-2023	No. of Security Systems Installed	1	New	County Assembly
			<b>TOTAL</b>	<b>68.6 M</b>						

## CHAPTER FIVE

### Monitoring and Evaluation Frameworks

#### 5.0 Monitoring and Evaluation

This chapter presents the monitoring and evaluation framework for tracking progress on implementation of projects and programmes as outlined in the County Monitoring and Implementation Policy of 2015.

A detailed matrix of indicative projects and programmes from various implementing sectors, including their monitoring and achievement indicators as well as tools for the various selected

indicators, based on the projects and programmes as identified in Chapter Three of this CADP will be discussed.

### **5.1 Institutional Arrangement for the County Monitoring and Evaluation**

The coordination and implementation of M & E function in the County shall be achieved through the adoption and establishment of the various institutional structures including; County Assembly (CA) which does the overall public oversight on all development programmes/projects. County Assembly shall have access to all county M&E Reports and shall deliberate on them and provide legislative and other forms of direction on behalf of the citizenry; County Executive Committee Members (CECMs) which deliberates on and sets the agenda on all policy and legislative matters in the county. It shall receive, review and ratify any cabinet memos on M&E issues. The CECMs will also receive annual M&E Reports and give any pertinent policy directions.

The CEC member for Treasury and Economic Planning shall be responsible for briefing CECMs on key issues arising from the M&E reports. The CECMs will be responsible of approving and amendments to the M & E policy; County Project Planning and Management Unit (CPPMU) which shall be a central point for planning and coordination of County Programmes and projects responsible for coordination of project planning including pre-feasibility studies, Overall supervision and management of projects and programmes with emphasis of quality and timeliness of completion, Development and application of performance indicators to assess output and impact of programmes, Provision of technical advice and assistance to M & E committees and the County Executive Committee on project implementation and monitoring; Monitoring and Evaluation Unit (MEU) which is the implementation agency for M & E framework and policy with the overall responsibility of providing Secretariat services for the monitoring and evaluation function and specifically the M & E Committees.

County Monitoring and Evaluation Technical Committee (CMETC) chaired by the County Secretary with all County Chief Officers being members and the head of Monitoring and Evaluation Unit shall be the Secretary of the Committee. The Committee shall provide a supervisory role as well as coordinate M&E activities. The Committee may perform monitoring and evaluation on its own volition or as necessitated by reports especially on county flagship projects. At the apex of the monitoring and evaluation function is the County Monitoring and Evaluation Steering Committee (CMESC). The Committee shall be chaired by the Deputy Governor with its members drawn from

the County Executive Committee members with overall policy direction of the monitoring and evaluation function including continuous review of this policy to ensure relevance as its main responsibility among others.

In the spirit of public participation as far as development projects and programmes are concerned, the framework engages the county citizens and the public as they are the beneficiaries of development activities and have the right of receiving information on the status of programme/project implementation vis-a-vis relevant plans and budgets. Such information could be displayed clearly in public places such as outside the offices, on the project sites, in market places and on the web. They will also participate in M&E activities as well as have the responsibility of giving information to other development stakeholders, including alerting M & E Unit of any successes and failures in various public investment programmes.

This County Annual Development Plan M&E framework will be cognizant to the county stakeholders including other implementing agencies, County Development partners (Donors), as well as the County Technical Advisory Group (TAG) as stipulated by the County M&E policy.

## **5.2 Data Collection, Analysis and Reporting**

In addition to monitoring, there will be systematic and objective assessment of the various programmes and projects on the design, implementation and results by monitoring and evaluation committee or an external agent, usually a team of consultants or task groups that could be appointed by the M & E Unit. The aim is to determine the relevance and fulfillment of objectives, development efficiency, effectiveness, impact and sustainability.

The following procedures will be adopted in performance of monitoring and evaluation:

- A mid-term and terminal/summative evaluation shall be undertaken for all projects and programmes implemented by the County Government. The implementing agencies should provide information on project progress so as to ensure these evaluations are planned appropriately.
- An Ex-post evaluation shall be planned and conducted for all projects with significant investment and greater impact on community.
- Monitoring and evaluation shall be planned in such a way so as to ensure regularity and certainty. Quarterly evaluations are recommended.

- M & E Unit shall ensure the deployment of appropriate tools and systems in the performance of monitoring and evaluation.
- Routine data collection and analysis involving the evaluation of actual output against targets; and for each of the output areas, targets or success indicators are expected to have been established and presented in the Implementation Matrix of each sector. Actual performance is to be measured against these indicators.
- Data collection tools for M&E are to be adopted /adapted from M & E Unit and developed further in line with each sector's special needs and used to collect data on implementation. M & E Unit in collaboration with sector technical teams will be responsible for setting indicators and appropriate tools.
- Supervision - Each of the various departments will be responsible for supervision and monitoring and Evaluation at all their respective implementation levels and report appropriately.
- Annual surveys and rapid assessments will be conducted to monitor the level of service delivery and realization of County-wide or programmes objectives.
- Quarterly reports -- implementing units are required to submit quarterly reports to the County headquarters and onward transmission to M & E Unit, against which performance will be assessed.
- Dissemination and feedback: all reports shall be disseminated to the public and provide feedback to the respective sources

### **5.3 Monitoring and Evaluation Reporting**

Reporting of M & E findings represents the most important aspect of monitoring and evaluation. Without timely and accurate reporting, the Government and development partners will lack feedback on the achievement of objectives and expected results. It will even be harder to assess whether value for money was obtained from investment in projects and programmes.

Reporting on M & E findings, therefore, should be prompt and contain SMART recommendations. In all cases, offices issuing M&E reports will take responsibility for the quality of the final report, with acknowledgment of inputs and responses from stakeholders. In consultation with the appropriate stakeholders, the M & E Unit will provide feedback to all the stakeholders and the general public.

Monitoring and evaluation contribute to knowledge building and organizational improvement. Findings and lessons should be accessible to target audiences in a user-friendly way.

For the purposes of this framework and CADP, Knowledge sharing enables the county to capitalize on lessons learned by gaining insights and understanding from experience and thus fostering change, innovation and enhanced performance and development.

**Table 5.1: Monitoring and Evaluation Performance Indicators**

Sector/Subsector	Key Performance Indicators	Targets
Public Administration and Governance		
Governance		
	No. of monthly reports	
	No. of quarterly reports	
Sub Programme	Performance indicators	
Administration	No. of Vehicles Purchased	
	No. of Vehicles Purchased	
	No. of Motor cycles purchased	
	No. of meetings held	
	No. of Meetings and exhibitions held	
	Appointed committee	
	No. meetings held	
	no of subscriptions made	
	no. of intergovernmental relations forums attended	
DRM	No. of beneficiaries covered	
	number of lorries procured	
	number of litres	
	No. of culvert unblocked	
	No. of km of Damaged road rehabilitated	
Communication and media services development	number communication staff employed	
	number of newspaper produced	
	number of supplements	
	Number of departmental and sub-county Brochures published and distributed	
	Number of cameras procured	
	Number of vehicle and Executive public-address systems installed.	
	Number of design computers, laptops and external hard disks procured	
public service Administration	number of administrators employed	
	Vehicle in place	
	number of sub county vehicles procured	
	number of enforcement officers employed	
	Number of vehicles purchased	
	number of staff trained	
	Information system in place	

Sector/Subsector	Key Performance Indicators	Targets
	Number of identity procured	
	Number of employees under medical cover	
	Number of employees under executive medical	
Civic Education	No of motor vehicle	
	No. of staff trained	
	No. of citizens engaged	
	No. policy and manuals developed	
	No radio talk shows	
	no of TV talk shows on county issues	
	No of IEC materials produced and distributed	
Legal services	Number of cases litigated	
	Number of cases litigated by in house counsel	
	Grey book legislation, law reports, Office library, furniture,	
	computers and printer Cabinets	
	Number of officers employed	
Research and resource mobilization	number of policies and frameworks developed/reviewed	
	number of statistical abstract updated	
	Number of need based study carried out.	
	Number of need based study carried out.	
	No of public participation facilitated	
	participation in technical drafting of planning documents	
County Public Service Board	no of staff training	
	No of staff trained on Board Governance and strategic leadership	
	Skill assessment and competence report/Audit	
	No of staff to be recruited - Performance Management staff	
	Framework developed and reviewed	
	No of members trained	
	No of officers (HODs and Directors)trained on Governance	
	Board Website in place	
	Records System	
	Enhancement of transformation of human resource management in public service	
	No of change management programme initiated	
	Office reorganization/ Communication system installed (PABX)/ ICT gadgets/equipment procured	
Administration infrastructure.	No of office block	
	No of sub county offices	
	No of ward offices	
	No of acres acquired	

Sector/Subsector	Key Performance Indicators	Targets
	No of acres acquired	
<b>Health Services</b>		
<b>Eliminating communicable conditions</b>		
	% of fully immunized children	
	% of target population receiving mass drug administration for Trachoma	
	% of TB patients completing treatment	
	% of HIV+ pregnant women receiving preventive ARVs	
	% of eligible pediatric HIV clients on ARVs	
	% of targeted under 1s provided with LLITNs	
	% of under 5s treated for diarrhea	
	% of school age children dewormed	
<b>Halt and reverse the rising burden of non-communicable diseases</b>		
	% of adult population with BMI over 25	
	% of women of reproductive age screened for cervical cancer	
	% of new outpatients with mental health conditions	
	% of new outpatient cases with high blood pressure	
<b>Reduce the burden of violence and injuries</b>		
	% of new outpatient cases attributed to sexual gender-based violence	
	% of new outpatient cases attributed to road traffic injuries	
	% of deaths due to injuries	
<b>Provide essential health services</b>		
	% of deliveries conducted by skilled attendant	56%
	% of women of reproductive age receiving family planning	45%
	% of facility based maternal deaths	0.028%
	% of facility based under 5 deaths	0.03%
	% of new born with low birth weight	5%
	% of facility based fresh still births	1%
	% of pregnant women attending 4 ANC visits	44%
<b>Minimize exposure to health risk factors</b>		
	% of population who smoke	13%
	% of infants under 6 months on exclusive breastfeeding	80%
	% of children 6-59 months supplemented with Vitamin A	80%
	% of population aware of risk factors to health	75%
<b>strengthen collaboration with health related sectors</b>		
	% of population with access to safe water	42%
	% of under 5s stunted	15%
	% of under 5 underweight	30%

Sector/Subsector	Key Performance Indicators	Targets
	% of households with latrines	50%
	% of schools with adequate sanitation	40%
<b>Agriculture, Livestock &amp; Fisheries</b>		
Agriculture extension support	No. of staff recruited	55 staff - (15 agric, 15 liv, 15 vet-30 A.I inseminators, 10 fisheries)
	No of machinery purchased and in use	1 vehicle and 4 motorbikes
	No of ICT equipment purchased and in use	6 laptops and 6 desktops and 6 printers, 2 GPS equipment and 6 line levels
Cash /industrial crops development.	No. of coffee seedings purchased and distributed and Kabimoi factory rehabilitated and county coffee mill constructed.	200,000 seedlings One factory rehabilitated One county coffee mill
	Tonnes of ground nuts seeds purchased and distributed and value addition equipment.	10 tons of certified seed
	No. of chemicals, spray pumps purchased	1,500 litres of pesticides, 20 spray pumps,
Horticultural crops development	No. of assorted fruit seedlings purchased and distributed	(seedlings of macadamia-10,000, mangoes- 100,000, pawpaws- 5,000, avocados -50,000
Soil and water conservation	Area of land rehabilitated (ha)	2 kms of terraces laid, 10 gabions constructed, 6 fruit tree nurseries established
Crops Post-harvest management	1 cereal store constructed.	Renovation of cereal store in Mochongoi
	No. of hermetic bags purchased and distributed	And 10,000 hermetic bags
Agri nutrition support	Tonnes of THVC procured and distributed.	10 tonnes of traditional high value seeds distributed
	No of farm ponds constructed and equipped.	30 farm ponds constructed and equipped.
Pasture development	Kgs of pasture seeds purchased and distributed	5,000kgs
	No. of hay stores constructed	2 hay stores with 5,000 bale capacity
	No of tractors with implements purchased for farmer use	1 tractor with implements.
Livestock upgrading	No. of bull schemes established	30 bull schemes established
	No. of galla bucks and dorper rams purchased and distributed to farmers	200 galla bucks and dorper rams purchased and distributed to farmers
	No. of day old chicks purchased and distributed to farmers	35,000 day old chicks purchased and distributed to farmers
	No. of incubators purchased and distributed to farmer groups	6 incubators purchased and distributed to farmer groups
	No of liquid nitrogen plants constructed and containers procured, litres of liquid nitrogen and bull semen purchased.	1 plant constructed, 150 containers procured, 12,000 litres of LN2 and 12,000

Sector/Subsector	Key Performance Indicators	Targets
		doses of bull semen procured.
Apiculture development.	No. of day beehives and accessories purchased and distributed to farmers	600 beehives and accessories purchased and distributed to farmers.
Livestock products value addition.	Completion of MAOI slaughter house.	MAOI slaughter house complete and operational.
	Processing plant Completed	Completion of Eldama ravine milk processing plant
	Number of Hides and skins value added.	Hides and skins value addition realized
Livestock extension support	Number of desktops, laptops and printers purchased.	6 desktops and 6 laptops complete with printers for sub county offices
Livestock market development	Number of auctions conducted.	2 auctions conducted.
	Number of sale yards constructed.	1 sale yard constructed.
Livestock disease management	No. of labs completed	1
	No. of satellite labs completed	7 satellite labs constructed
	Vaccination Programs implemented	4 programs
	No. of livestock vaccinated	500,000
	No. of surveillance carried out	560
	No. of LITS developed	1 database developed
	No. of branded livestock	100,000
	No. of quarantine stations set up	1
	Surveillance systems in place	1
	NO. Of lap tops procured	6
	No. of android phones procured	6
	No. of vehicles procured	2
	No. of slaughter houses and slaughter slabs constructed/rehabilitated.	4 slaughter houses constructed, 4 slaughter houses rehabilitated,67 slaughter slabs rehabilitated.
	No. of cattle dips constructed/rehabilitated	20 new cattle dips constructed,38 cattle dips rehabilitated,
	No of crush pens constructed and	56 crush pens constructed and.
	Quantity (Litres) of acaricides supplied.	5,550 litres of acaricides supplied
	No of traps and targets purchased and laid.	150 traps and 150 targets purchased and laid.
	No of parasitological and entomological surveys carried out	8 parasitological and entomological surveys carried out
Capture fisheries development	No. of fingerlings stocked	300,000 fingerlings purchased for restocking
	No. of engines bought	1 engine procured (25 hp)
	No. of fingerlings stocked	300,000
	No. of fish hatcheries established	6 landing beaches constructed.

Sector/Subsector	Key Performance Indicators	Targets
Aquaculture development	No. of fish ponds rehabilitated and constructed.	100 fishponds constructed/rehabilitated.
	No. of fish hatcheries established	1 fish hatchery constructed.
Recreational fisheries development	No. of trout fish stocked at Chemususu.	100,000 trout fish fingerlings
Fisheries extension support	No. of ICT equipments purchased	6 laptops,6 cameras,6 desktops and printers,30 tablets
Counter funding	No. of projects counter funded.	2 projects(ASDSP and KCSAP)
Education		
Programme Name: ECDE		
Sub -Programme	Performance indicators	targets
Construction of ECDE classrooms	NO of classrooms and pit latrines constructed	30 classrooms and 30 (3 door) pit latrines
Completion of stalled ECDE Classrooms (2013-2016)	NO of classrooms Completed	122 classrooms
Equipping of ECDE classrooms(furniture)	No of classrooms equipped	120 classrooms
Procuring of ECDE supervision vehicle	NO. of vehicle procured	One vehicle
Procuring of ECDE supervision motorbikes	NO. of motorbikes procured	7 motorbikes
Procurement of electronics	NO. of electronics procured	14 electronics
Procuring of kitchen utensils	No of utensils bought	1200 centres
Sub-programme: Baringo Training College		
Classrooms	NO. of classrooms constructed	
Resource Centre/Library	NO. of rooms constructed	
Ablution block	Ablution block, waste pipe connections, manholes	
Programme: Vocational Training Center		
Sub-county	Performance indicators	
Upgrading of Nginyang VTC to a centre of excellence	No of workshops,classes,hostels build & assorted equipment supplied	
Construction of modern kitchen & dining at kabimoi vtc	Dining hall,kitchen,equipment	
Construction of hostels with septic tanks	No. of hostel with septic tanks constructed	
Programme Name: special programme		
Bursary	No of beneficiaries	3000 students
VTCs scholarship	No. of beneficiaries	1200 trainees
ECDE Meals And Nutrition programme	No of children fed	52,000
Programme Name: ECDE		
Curriculum support materials	NO. of curriculum support materials supplied	1100 ECDE centres
Hiring of ECDE teachers	No. of teachers hired	200 teachers
Capacity building of ECDE teachers	No. of teachers hired	No. of teachers trained
ECDE quality assurance and standards	No. of teachers assessed	1900 ECDE teachers assessed
Programme Name: VTC programme		

Sector/Subsector	Key Performance Indicators	Targets
Capacity development for VTC instructors	No. of instructors trained	50 instructors training
<b>Lands and Urban development</b>		
<b>Sub Programme</b>	<b>Performance Indicator</b>	<b>Targets</b>
Sp-1 Land Planning & Development	No of Plots	3 urban areas
	No of PDPs	6
SP-1 GIS Mapping	No of Clinics	6 Sub county HQs
SP1- Land Survey	No of towns	2 Towns
SP2- Land adjudication and demarcation	No of Sections	7 Adjud Sections
SP1: Estate Management	No of Units	60 Units
	M <sup>2</sup> of Space	3 Storey building
SP1- Infrastructure & Pedestrian Acces	M <sup>2</sup> of Space	Phase 1
SP1- Urban Beautification	M <sup>2</sup> of Space	
SP1-Infrastructure & Pedestrian Access	No of Km	2Km
	No of Lamps	30Poles
	No of Km	2Km
Sp1-Waste Disposal & Management	No of Exhausters	1
	No of Parks	
SP1-Disaster preparedness and Response Management	No of Stations	1
<b>Environment, Tourism and Natural resources</b>		
Solid waste management	No of dumpsites constructed	2
	No eco toilets	2
	No of trees planted	200,000
	Acres of land planted with trees	120
	% increase in tree cover No of awareness meetings	5
soil and water conservation	KM of rehabilitated sites	(6 sites)
	No of soil conservation structures made	
	No of sites	
Mining and Natural Resources	Record of resources,	Countywide
	Resource map	
	Report	
	No. of Geo sites established.	
Administrative operations	No. Of Vehicle purchased	1
	No of motorbikes purchased	
<b>Programme Name: Tourism Promotion and Marketing</b>		
Undertake tourism	Number of Exhibitions and trade fairs attended	6
promotion and marketing locally and internationally	Undertaking tourism investment conference	1
Operationalization of tourist information and research Centre at Mogotio information Centre and lake Bogoria education Centre	No of information Centre operationalized	
Murram of lake Bogoria national reserve road network (Loboi Hot spring – Emsos – Figtree campsite = 70 Kilometers)	No of Kilometers murram	40km

Sector/Subsector	Key Performance Indicators	Targets
Implementation of the Lake Kamnarok national Reserve taskforce report and Support to conservancies and conservation areas	Total area Secured and managed Number of Conservancies supported	1
Development of County campsites/ picnic sites and sport tourism( Kaldich, and greater Kudu Marathon) in Lobo gate, Fig tree in Emsos, Loburu viewpoint at hot springs and Lake Baringo next to Reptile Park	No of Campsites and picnic sites	1
Construction of standard Reptile park in lake Baringo	No of Reptile park constructed	0
Youth,Sports and Social Services		
Sub Programme	Performance indication	Targets
Cultural Infrastructural development	Open theatre	1
	Gallery	1
	10 self-contained structures	10
	Well-designed cultural centre	1
	Completed theatre and equipped facility	1
Meisori Community Cultural center	Equipped Cultural center	1
Library services		
Completion and equipping of youth empowerment centers	The number of the youth centers completed and equipped	1
	The number of the youth centers completed and equipped	1
	The number of the youth centers completed and equipped	1
	The number of the youth centers completed and equipped	1
	The number of the youth centers completed and equipped	1
	The number of the youth centers completed and equipped	1
Construction of County Gender based Violence rescue Centre	Constructed and operational rescue center	1
County Youth and Women fund (CYWF)	The number of youth groups and women groups benefiting from loan	500
Grants for Elderly and PWD	The number of PWD's and Elderly individuals benefiting from grants	250
Development of State-of-the-Art Kabarnet stadium	Complete state of the Art stadia	1
Construction, Completion and Equipping of Kapketen, Ossen and Sirwa Athletics Training camp	Complete and operationalize Training camps	1
	Complete and operationalize Training camps	1
	Complete and operational Training camps	1
Purchase of Assorted Sports equipment for the 30 Wards	-Increased number of representations nationally and internationally, increased number of active clubs,	30 wards
Purchase of Sports equipment for county staff team	-Fully kitted selected County staff team	2 teams

Sector/Subsector	Key Performance Indicators	Targets
documentation of county sports facilities	Availability of playing grounds	7
Purchase of County Bus	Bus Purchased	2
Music and cultural festivals	No of events organized	Six sub county events
		1 county music and cultural festival
		1 national music and cultural festival
Workshops /trainings	No of workshop/training	2 workshops
		1 training
Kimalel culture fair	Groups and individual performances	1
Support to community cultural event	3 groups	Support Grants of 200,000 per group
Youths talent show	10 shows	Support Grants of 200,000 per group
Talents search and development	Youth talent show	500 talents
Cultural exhibition	Exhibits	County wide
Documentations of cultural sites and information	No of sites	County wide
Ushanga initiative	No of women beaders trained	County wide
Policy development	the number of policies developed	
Artist empowerment program	Number of trainings, talent developed and festivals held	20groups,500 artist
support to cultural programs	The number of cultural programs and groups developed	
County Choir Uniforms	Sets of uniforms purchased	4 sets
Talents development revolving funds	The number of youth groups identified	1
Support to sports activities	ongoing league, results of the ongoing races	-1 camp revived
		-support 20 events and clubs
Capacity building	Certificated	2
KICOSCA	Number of disciplines fielded	3
Enhance youth development, empowerment and participation	Number of youths empowered	1000
	Number of operational youth safe spaces	
Child community support services and protection	Resolved children issues through Area Advisory Councils	500
	Families strengthened to promote quality care for children	
	Children in emergencies protected and supported	
Child rehabilitation and custody	No. of Children rehabilitated and trained in various skills	500
Social Assistance to Vulnerable Groups	Households with Orphans, persons with disability, elderly and Venerable Children (OVCs) supported	600
Gender Mainstreaming and socio-economic empowerment	No. of Gender based violence technical working groups meeting	3000
	No. of officers and citizens trained on gender.	
	No of women leaders trained in leadership skills	

Sector/Subsector	Key Performance Indicators	Targets
	Gender strategic plan, M&E Framework prepared and implemented.	
	Gender disaggregated datasheet prepared and implemented	
	No. of Gender based violence technical working groups meeting	
	No of persons reached through county dialogues on GBV issues including FGM	
Training of boda boda riders	No. Of trainees	2000
Capacity building of County Youth Forum	Number of forums held	5
Facilitation of County Youth Forums to preach peace and reconciliation in the three sub-counties ( Tiaty, Baringo North and Baringo South)	Number of forums held	3
Policy Development on Social Protection	Developed Policy	1
<b>Transport and Infrastructure</b>		
Programme Name: Housing, Urban Development and Human Settlement		
Sub Programme: Urban roads development and maintenance		
Mugie – Churo – Loruk -B17 – Kipcherere – Kasisit – Talai junction (C660) – Kabartonjo – Kapkiamo – Kaptiony – Barwessa	Number of Km of road upgraded to bitumen standards	135 km
Maili Kumi -Kisanana – Waseges - Mukutani – Tangulbei – Kokwototo – Akwichatis – Nasorot	Number of Km of road upgraded to bitumen standards	87 km
Upgrading of earth road to bitumen standards	Number of Km of road upgraded to bitumen standards	6 km
Sub Programme: Bus parks and parking bays		
Cabro and drainage works in Mogotio and Marigat Bus Park	Number of Bus parks and parking yards established	2 Bus Park
Sub Programme: Drainages Systems		
Improvement of drainage systems in urban area	Length (KMs) of drainage systems and structures constructed	5 km
Sub Programme: General administration, planning and support services		
Construction of headquarter offices with fully equipped modern laboratories	Number of offices constructed. Number of fully equipped modern laboratories	Fully furnished offices
Purchase of project management vehicles	Number of vehicles purchased	1 vehicles
Programme Name: Road Infrastructure Development		
Sub Programme: Construction of bridges and Structures Development		
Construction of Lake Kapnarok – Rimoi Bridge	Length of bridge constructed	50 metres
Programme Name: County Mechanical and Transport Management		

Sector/Subsector	Key Performance Indicators	Targets
Sub Programme: Acquisition, Repairs and Maintenance of county vehicles		
Construct a fully-fledged mechanical unit	-Well-equipped and functional workshop;	Fully equipped mechanical unit
	- Number of county Machineries and vehicles repaired and maintained;	Fully equipped modern automobile workshop
Water and Irrigation		
Programme Name: Water Supplies		
Development of water policy strategy and integrated water sanitation and irrigation master plan for the Department (Baringo county)	County water policy	Hh
	Geo-referenced map data and information, sanitation, and irrigation,	
	10 yr water sector strategy	
	20 yr Baringo county integrated water	
Feasibility study detailed design of two Dam sites	No of Dam design reports	
Purchase of Pumpset for Kirandich water Company	No of operators trained	
Purchase of project management vehicles	Improved service delivery	
Review of designs rehabilitation and construction of stalled irrigation schemes	Improved water availability for irrigation	
Design and install a model solar irrigation scheme in Emsos	Improved water availability for irrigation	
Purchase of Ken Tanks	Clean water provided	

## ANNEXES

### Annex I: Ward Based Proposed Projects

S/N	Department	Project Name	Activity	Location	Ward
1	Water and Irrigation	Extension of Pipelines and excavation of new dams	Example Kapkutetya Dam and other new	Wardwide	Kisanana
2	Agriculture and Livestock	Livestock improvement	Purchase of galla goats, Dopper and sahiwal	Wardwide	Kisanana
3	Youth, Sports and Social Development	Empowerment of youth through purchase of chicks,	Improved chicks, stadiums, social hall	Wardwide	Kisanana
4	Environment, and natural Resources	Koboguyong Gullies	Rehabilitation of Koboguyong Gullies	Koituimet	Kisanana
5	Trade, Industry, commerce, Enterprise and cooperatives development	Kisanana cooperative society	Revival of the project	Kisanana	Kisanana
6	Trade, Industry, commerce, Enterprise and cooperatives development	Ngendalel Slaughter slab	Completion and Equipping	wardwide	Kisanana
7	Education	Molosirwe, Kipkitur/Kapraisi, Kibotany, Rimai, Pombo, Lulo, Sengesal, Kisanana, Kabuswo, Mugurin, Kaplegich, Muguyuni, sitet, and Kamungei	Construction of new ECD classrooms and equipp existing	wardwide	Kisanana
8	Health services	Upgrade Kisanana dispensary to health centre	Equipping and upgrading of the dispensary to Health centre	Kisanana	Kisanana
9	Health services	Completion of Oldebes dispensary	Completion and Equipping of Oldebes dispensary	Kisanana	Kisanana
10	Transport and Infrastructure	Opening and maintenance of Kipswerer Road	Opening and maintenance of wardwide roads-	Wardwide	Kisanana
11	Education	Kelelwa Hill ECDE, Aram ECDE, AIC Esageri ECDE	Construction of new ECD classrooms and equipp existing	Mogotio, Koitebes, Kiptoim	Mogotio
12	Water and Irrigation	Chepkogon water pan	Excavation of new pan	Koitebes	Mogotio
13	Water and Irrigation	Chemosusu Last mile	Piiping and distribution	Wardwide	Mogotio
14	Water and Irrigation	Kapkein Borehole	Piping and distribution	Sirwa	Mogotio
15	Health services	Kipsogon Dispensary	Construction of laboratory and administration Block	Mogotio	Mogotio
16	Water and Irrigation	Mogotio Girls Borehole	Drilling and Equipping	Mogotio	Mogotio
17	Water and Irrigation	Leketetwet Borehole	Construction of Gabions	Ngubereti	Mogotio
18	Transport and Infrastructure	Opening, grading, and culvert	Ward roads	Mogotio	Mogotio
19	Transport and Infrastructure	Kipngorom-Kapterit Road	Box Culvert	Kipngorom	Mogotio
20	Agriculture and Livestock	Kaplaimoi Cattle dip	Construction	Sirwa	Mogotio
21	Youth, Sports and Social Development	Sirwa Athletics camp	Completion	Wardwide	Mogotio
22	Environment and Natural Resources	Equator Information Centre-Mogotio	Completion	Wardwide	Mogotio
23	Water and Irrigation	Ngeitui Borehole	Drilling and Equipping	Cheberen	Emining
24	Agriculture and Livestock	Kimose Cattle dip	Construction	kimose	Emining
25	Health services	Borokwo Dispensary	Construction	kimose	Emining
26	Lands and Urban Development	Planning of Kamalget Centre	Planning and Demarcation	Emining	Emining
27	Transport and Infrastructure	Emining streetlights	Establish floodlights & street lights	Emining	Emining

28	Transport and Infrastructure	Soi-Kamomboyo-Kurionde-Molosirwe RD	Opening,grading and gravelling	Emining	Emining
29	Transport and Infrastructure	Soson footbridge-Joining Kisanana&Emining ward	Construction of Soson Footbridge	Wardwide	Emining
30	Transport and Infrastructure	Kipchobet footbridge-Joining Kimose & Cheberen	Construction of Kipchobet Footbridge	Wardwide	Emining
31	Transport and Infrastructure	Chepnyorgin footbridge-Joining Mogotio&Baringo South	Construction of Chepnyorgin Footbridge	Wardwide	Emining
32	Water and Irrigation	Sukta Springs	Sollar Installation,tank and Distribution	Koibos soi	Emining
33	Water and Irrigation	Letoi Borehole	Equipping	Kaibos soi	Emining
34	Water and Irrigation	Kapkole Borehole	Equipping and Distribution	Kaibos	Emining
35	Water and Irrigation	Lengnane Borehole	Water Distribution	Kamar	Emining
36	Water and Irrigation	Kapkinoi Borehole	Water Distribution	Kamar	Emining
37	Education	Katabwa ECD	Construction and Equipping	Cheberen	Emining
38	Health services	Eldepe Dispensary	New Construction	Ngambo	Ilchamus
39	Health services	Iingarua Health centre-Lab	New Construction and Equipping	Iingarua	Ilchamus
40	Health services	Longewan Dispensary- Staff house	New construction	Iingarua	Ilchamus
41	Health services	Eldume Dispensary- Fencing	Fencing of Eldume Dispensary	Ilchamus	Ilchamus
42	Health services	Kailer Dispensary- Fencing and staff house	Fencing and construction of Staff House	Ilchamus	Ilchamus
43	Health services	Loropil Dispensary-Fencing and setting of Incinerator	Fencing and setting of incinerator	Ngambo	Ilchamus
44	Youth,Sports and Social Development	Renovation of Eldume Cultural centre	Renovation and Fencing of Eldume Cultural centre	Ilchamus	Ilchamus
45	Youth,Sports and Social Development	Renovation of Ilchamus Cultural centre	Renovation and fencing of Ilchamus Cultural centre	Salabani	Ilchamus
46	Agriculture and Livestock	Sintaan water pipping and installation of pumbs	Purchase of pipes and water pumps for irrigation	Ngambo	Ilchamus
47	Education	Iingarua ECD	Construction of new ECD classrooms and equipping	Iingarua	Ilchamus
48	Education	Masai ECD	Construction of new ECD classrooms and equipping	Ngambo	Ilchamus
49	Education	Salabani ECD	Construction of new ECD classrooms and equipping	Ngambo	Ilchamus
50	Lands and Urban Development	Iingarua Centre-Planning and demarcation	Planning and Demarcation of Iingarua centre	Iingarua	Ilchamus
51	Lands and Urban Development	Lororo centre- Planning and demarcation	Planning and Demarcation of Lororo centre	Ilchamus	Ilchamus
52	Transport and Infrastructure	Opening of roads using machinery	Purchase of fuel for Sub-county Machinery-Opening of roads	Wardwide	Ilchamus
53	Transport and Infrastructure	Opening of Tuetye-Irong-Kamar Road	Purchase of fuel for Sub-county Machinery-Opening of roads	Kapkuikui	Mochong oi
54	Transport and Infrastructure	Opening of Nyimbei-Lolobe-Kasiela Rd	Purchase of fuel for Sub-county Machinery-Opening of roads	Chebinyiny	Mochong oi
55	Transport and Infrastructure	Opening of Lamaiwe-Korkoron-Kasiela Rd	Purchase of fuel for Sub-county Machinery-Opening of roads	Chebinyiny/Mochongoi	Mochong oi
56	Transport and Infrastructure	Grading of Sandai-Chebinyiny-Keon Rd	Maintenance,Grading and culverting	Wardwide	Mochong oi
57	Transport and Infrastructure	Opening of Bogoria-Sukutek-chelabab-loboi Rd	Purchase of fuel for Sub-county Machinery-Opening of roads	Loboi	Mochong oi

58	Trade,Industry,commerce,Enterprise and cooperatives development	Establish Lobo sale yard	Construction of sale yard	Loboi	Mochong oi
59	Transport and Infrastructure	Opening of keneroi-Chemariach-Mutitu	Purchase of fuel for Sub-county Machinery-Opening of roads	Kimoriot	Mochong oi
60	Water and Irrigation	Poi Borehole-Solar system	Purchase of solar sytem for poi borehole	Kapkuikui	Mochong oi
61	Education	Mochongoi TTI	Support Equipping of Mochongoi TTI	Kimoriot	Mochong oi
62	Water and Irrigation	Koition Borehole	Equipping of Koition Borehole	Kimondis	Marigat
63	Water and Irrigation	Kasow Phase 3	Piping of Kasow Phase 3	Sokta	Marigat
64	Water and Irrigation	Sekutienin Borehole	Piping of Sekutienin borehole	Ewalel Soi	Marigat
65	Health services	Perkerra Dispensary	New construction of Perkerra Dispensary	Marigat	Marigat
66	Health services	Loberer Dispensary	New Construction of Loberer Dispensary	Marigat	Marigat
67	Health services	Kapkun Dispensary	New Construction of kapkun dispensary	Kimalel	Marigat
68	Education	Sankarau ECD	Construction of Sankarau ECD-new	Tulwongo i	Marigat
69	Transport and Infrastructure	Fuel for opening of roads and desilting water pans	Purchase of fuel for Sub-county Machinery-Opening of roads	Wardwide	Marigat
70	Water and Irrigation	Kaptich borehole	Extension of pipes Kipsokwo and Utwot	Kibonjos	Marigat
71	Water and Irrigation	Bekibon Spring	Construction of weir	Bekibon	Marigat
72	Lands and Urban Development	Centre planning-Tulwongoi centre	Centre planning and demacartion of Tulwongoi,Sangarau,Tebei, Illiagat and Katkamuma centre	Tulwongo i	Marigat
73	Water and Irrigation	Kamasula,Milimani project	Pipe extension	Marigat	Marigat
74	Agriculture and Livestock	Livestock improvement-Galla goats, Sahiwal,chicks,Dopper	Empowering youth and women and PLWD	Wardwide	Marigat
75	Health services	Sirata Health centre	Construction of new Sirata Health centre	Mukutani	Mukutani
76	Water and Irrigation	Remo Water Project	Construction of new intake and piping	Sacho Soi	Sacho
77	Health services	Kabasis Dispensary	Construction of kabasis Dispensary	Kabasis	Sacho
78	Water and Irrigation	Kimotony Borehole	Drilling and Equipping	Sacho Soi	Sacho
79	Education	Kabarak VCT	Fencing off/Equipping	Sacho Morop	Sacho
80	Agriculture and Livestock	Purchase of Coffee, Macadamia,,Mangoes and groundnuts seedlings	Purchase of Coffee, Macadamia,,Mangoes and groundnuts seedlings	Wardwide	Sacho
81	Agriculture and Livestock	Purchase of Acaracides for cattle dips in the ward	Purchase of Acaracides for cattle dips in the ward	Wardwide	Sacho
82	Youth,Sports and Social Development	purchase of chicks, tailoring machines, galla goats	purchase of chicks, tailoring machines, galla goats	Wardwide	Sacho
83	Youth,Sports and Social Development	Cultural Centres	Construction of Cultural homes	Kabasis	Sacho
84	Agriculture and Livestock	Purchase of Heifers and Dairy goats	Purchase of Heifers and Dairy goats	Wardwide	Sacho
85	Transport and Infrastructure	Fuel Machinery	Purchase of fuel and lubricants	Wardwide	Sacho
86	Water and Irrigation	Kapkong water	Purchase of mortar and pipe work extension	Sacho Mosop	Sacho

87	Trade,Industry,commerce,Enterprise and cooperatives development	Timboiywo Market	Construction of Market	Kabasis	Sacho
88	Water and Irrigation	Tenges location water	Installation of Solar panel,Piping and construction of water tanks; Boreholes tabarin; Kipyutok water tanks	Tenges	Tenges
89	Water and Irrigation	Chepkero,Aon	Construction of tanks and piping	Chepkero	Tenges
90	Water and Irrigation	Kapyomat water intake	Construction of intake	Emom	Tenges
91	Water and Irrigation	Kaboosir water project	Coonstruction of water intakes,piping	Emom	Tenges
92	Water and Irrigation	Kapkut,Eitui water Project	Coonstruction of water intakes,piping	Kisonai	Tenges
93	Water and Irrigation	Sogoi water project	Coonstruction of water intakes,piping	Chepkero	Tenges
94	Agriculture and Livestock	Purchase of seedling for coffe, Avocado,Macadamia, Mangoes and pawpaws	Purchase of seedling for coffe, Avocado,Macadamia, Mangoes and pawpaws	Wardwide	Tenges
95	Agriculture and Livestock	Purchase Acaracide for cattle dips in the ward	Purchase Acaracide for cattle dips in the ward	Wardwide	Tenges
96	Health services	Ochii maternity Wing	Construction of Ochii maternity wing	Chepkero	Tenges
97	Health services	Cheplambus Health centre	Construction of cheplambus health centre	Emom	Tenges
98	Health services	Sorok Maternity	Construction of Sorok Maternity wing	Emom	Tenges
99	Health services	Lelgut Maternity	Construction of Lelgut maternity wing	Chepkero	Tenges
100	Health services	Wanjar Intake and piping	Construction of intake and piping	Chepkero	Tenges
101	Water and Irrigation	Taktak water intake	Construction of water intake	Emom	Tenges
102	Water and Irrigation	Chepkero water	Installation of Solar panel,Piping	Chepkero	Tenges
103	Transport and Infrastructure	Opening of Mogorwa-Cheplongon-Kapsamor road	Opening of Mogorwa-Cheplongon-Kapsamor road	Chepkero	Tenges
104	Education	Moswo ECD	Construction of ECD Classroom		Tenges
105	Education	Kibei ECD	Construction of ECD Classroom		Tenges
106	Education	Torokwone ECD	Construction of ECD Classroom		Tenges
107	Education	Sugutek ECD	Construction of ECD Classroom		Tenges
108	Education	Sorok ECD	Construction of ECD Classroom		Tenges
109	Education	Kaseret ECD	Construction of ECD Classroom		Tenges
110	Youth,Sports and Social Development	Purchase of Balls, games kits,volley ball nets	Purchase of Balls, games kits,volley ball nets	Wardwide	Tenges
111	Youth,Sports and Social Development	Purchase of cows, sheep, hens, and cratches for PWD's	Purchase of cows, sheep, hens, and cratches for PWD's	Wardwide	Tenges
112	Transport and Infrastructure	Valley road-Letei top Rd	Murraming, culverting and drainage	Chebarno	Kapropita
113	Transport and Infrastructure	Tilelon-Emkasau Rd	Murraming, culverting and drainage	Chebarno	Kapropita
114	Transport and Infrastructure	Riwo centre- Ruwo Day Rd	Murraming, culverting and drainage	Riwo	Kapropita

115	Transport and Infrastructure	Sachangwan-Turkwo Rd	Murraming, culverting and drainage	Kaprogonya	Kapropita
116	Transport and Infrastructure	Kasoioyo-Kibit-Kapkomei RD	Murraming, culverting and drainage	Kapropita	Kapropita
117	Transport and Infrastructure	Kasoioyo-Kipngemui Rd	Construction of a bridge	Kapropita	Kapropita
118	Transport and Infrastructure	Kapkut-Yemo Rd	Murraming, Drainage and culvert	Kaprogonya	Kapropita
119	Agriculture and Livestock	Kapcherebet cattled dip	Construction of Kpacherebet cattle dip	Kaprogonya	Kapropita
120	Water and Irrigation	Kimeunde water Spring	Surveying,fencing and weir	Kapropita	Kapropita
121	Water and Irrigation	Kipsubech water tank	Construction of Kipsubech water tank	Kapsoo/Borowonin	Kapropita
122	Water and Irrigation	Kapkut borehole	Drilling and Equipping	Kaprogonya	Kapropita
123	Education	Lelgoita ECD	Construction of twin classroom and sanitation	Kurumpsoo	Kapropita
124	Health services	Kisok Dispensary	Completion of Staff house	Sagasak	Kapropita
125	Education	Sichei ECD	Fencing of ECD- Chainlink and mettalic post	Sagasak	Kapropita
126	Education	Equipping of ECD's and sanitation in the ward	Equipping of ECD's and sanitation in the ward	Wardwide	Kapropita
127	Environment and Natural Resources	Kamgorin Conservancy	Fencing of mettalic posts and chainlink	Kapsoo/Borowonin	Kapropita
128	Environment and Natural Resources	Purchase of tree seedlings-all schools, Kamgoin conservancy,Kimeunde water springs,Cheptil,Kesumonin	Purchase of tree seedlings-all schools, Kamgoin conservancy,Kimeunde water springs,Cheptil,Kesumonin	Wardwide	Kapropita
129	Youth,Sports and Social Development	Purchase car wash machines for organized groups PWD's	Purchase car wash machines for organized groups PWD's	Wardwide	Kapropita
130	Youth,Sports and Social Development	Purchase of Brooder ( Chick incubation Machine) for organized groups PWD's	Purchase of Brooder ( Chick incubation Machine) for organized groups PWD's	Wardwide	Kapropita
131	Transport and Infrastructure	Dispensary-Kapsergon day sec school RD	Murraming, culverting and drainage	Kinyo	Kapropita
132	Youth,Sports and Social Development	Youth Starter groups support for tree nurseries and car wash machines	support youth groups establish tree nurseries	Wardwide	Kapropita
133	Youth,Sports and Social Development	Purchase car wash machines for organized youth groups	Purchase car wash machines for organized youth groups	Wardwide	Kapropita
134	Health services	Ngetmoi Health centre-Complete maternity,Septik tank,latrine pit	Ngetmoi Health centre-Complete maternity,Septik tank,placenta pit	Ngetmoi	Ewalel/c hapchap
135	Health services	Kaptorokwo Dispensary	Fencing,Septik tank	Kituro	Ewalel/c hapchap
136	Transport and Infrastructure	Talai-Forest Rd	Murraming,culverting,drain age	Talai	Ewalel/c hapchap
137	Transport and Infrastructure	Pemwai junction-Moi TTC	Expansion, murraming and drainage	Seretunin	Ewalel/c hapchap
138	Water and Irrigation	Kapkia borehole	Piping to Kapsimotwo	Ngetmoi	Ewalel/c hapchap
139	Water and Irrigation	Solian Piping	Kibocholong-Kitumbei	Ngetmoi	Ewalel/c hapchap
140	Water and Irrigation	Embo Kipsang	Construction of tanks ,Equipping and piping	Ewolel	Ewalel/c hapchap
141	Water and Irrigation	Kongner water supply	Piping and supply	Kituro	Ewalel/c hapchap

142	Agriculture and Livestock	Purchase of A.I services	Improvement of livestock	Wardwide	Ewalel/c hapchap
143	Agriculture and Livestock	Purchase of seedling for coffe, Avocado,Macadamia, Mangoes and pawpaws	Purchase of seedling for coffe, Avocado,Macadamia, Mangoes and pawpaws	Wardwide	Ewalel/c hapchap
144	Transport and Infrastructure	Kipkaech-Kapyelel Ewolel Rd	Murraming,culverting,drain age	Kituro	Ewalel/c hapchap
145	Youth,Sports and Social Development	PWD's & Empowerment	PWD's & Empowerment	Wardwide	Ewalel/c hapchap
146	Environment and Natural Resources	Purchase of tree seedlings-all schools	Purchase of tree seedlings-all schools	Wardwide	Ewalel/c hapchap
147	Health services	Completion of Equator Health Centre	Completion of Equator Health Centre-Maternity	Mumberes	Mumberes/Maji Mazuri
148	Health services	Completion Of Iqure Dispensary-Maternity	Completion Of Iqure Dispensary-Maternity	Makutano	Mumberes/Maji Mazuri
149	Health services	Construction of Soymining Dispensary	Construction of Soymining Dispensary	Mumberes	Mumberes/Maji Mazuri
150	Health services	Purchase of Ambulance for Mumberes/Maji Mazuri ward	Purchase of Ambulance for Mumberes/Maji Mazuri ward	Wardwide	Mumberes/Maji Mazuri
151	Youth,Sports and Social Development	Leveling of Tulwet football field at mumberes	Leveling ,dozing and planting grass at Tuiwet football	Wardwide	Mumberes/Maji Mazuri
152	Youth,Sports and Social Development	Construction of Social Hall and toilets at Tulwet foorball field mumberes	Construction of Social Hall and toilets at Tulwet foorball field mumberes	Wardwide	Mumberes/Maji Mazuri
153	Youth,Sports and Social Development	Youth trainings	Youth training on driving, plumbing and electrical etc	Wardwide	Mumberes/Maji Mazuri
154	Youth,Sports and Social Development	Women empwerment	Purchase of equipment: Tents, Pyrethrum seeds	Wardwide	Mumberes/Maji Mazuri
155	Transport and Infrastructure	Fuel and maintenance of sub county machines	Fuel and maintenance of sub county machines	Wardwide	Mumberes/Maji Mazuri
156	Trade,Industry,commerce,Enterprise and cooperatives development	Construction Of market stalls at Block 4 and Maji mazuriMarkets	Construction Of market stalls at Block 4 and Maji mazuriMarkets	Wardwide	Mumberes/Maji Mazuri
157	Trade,Industry,commerce,Enterprise and cooperatives development	Completion of stalls at makutano	Completion of market stalls at Makutano	Wardwide	Mumberes/Maji Mazuri
158	Water and Irrigation	Equipping of Boreholes, water distribution and water kiosk construction at Block 4,Makutano and maji Mazuri	Equipping of Boreholes, water distribution and water kiosk construction at Block 4,Makutano and maji Mazuri	Wardwide	Mumberes/Maji Mazuri
159	Water and Irrigation	Solar installation and distribution in Lelgel and Tulwamoi borehole	Solar installation and distribution in Lelgel and Tulwamoi borehole	Wardwide	Mumberes/Maji Mazuri
160	Water and Irrigation	Tuikoin Water Project	Construction of water tanks and piping	Lembus Central	Lembus kwen
161	Water and Irrigation	Kamanai water Project	Construction of water tanks and piping	Lembus Central	Lembus kwen
162	Water and Irrigation	Kipkamwer water Projects	Construction of water tanks and piping	Lembus Central	Lembus kwen
163	Water and Irrigation	Kitoi water projects	Construction of water tanks and piping	Lembus Central	Lembus kwen
164	Water and Irrigation	Kaplobot water Projects	Construction of water tanks and piping	Lembus Central	Lembus kwen

165	Trade,Industry,commerce,Enterprise and cooperatives development	Langas Cooperative Society	Purchase of milk coolers	Lembus Central	Lembus kwen
166	Trade,Industry,commerce,Enterprise and cooperatives development	Sigoro cooperatives Society	Purchase of milk coolers	Sigoro	Lembus kwen
167	Trade,Industry,commerce,Enterprise and cooperatives development	Aram cooperatives Society	Purchase of milk coolers	Lembus Central	Lembus kwen
168	Health services	Construction of Kapcholo staff quarters	Construction of Kapcholo staff quarters	Lembus Central	Lembus kwen
169	Health services	Construction of Kiptuno staff quarters	Construction of Kiptuno staff quarters	Kiptuno	Lembus kwen
170	Transport and Infrastructure	Fuel machines to maintain Kaplabot-Kipkuyang-Kabonyony-Kamasaba road	Fuel machines to maintain Kaplabot-Kipkuyang-Kabonyony-Kamasaba road	Lembus Central	Lembus kwen
171	Agriculture and Livestock	Repair of Regesoi cattle dip	Repair of Regesoi cattle dip	Lembus Central	Lembus kwen
172	Agriculture and Livestock	Repair of Arama cattle dip	Repair of Arama cattle dip	Lembus Central	Lembus kwen
173	Agriculture and Livestock	Repair of Kiptuno cattle dip	Repair of Kiptuno cattle dip	Kiptuno	Lembus kwen
174	Agriculture and Livestock	Repair of Kapkuyany cattle dip	Repair of Kipkuyany cattle dip	Sigoro	Lembus kwen
175	Agriculture and Livestock	Support Kewangoi store with grants	Support Kewangoi store with grants	Sigoro	Lembus kwen
176	Education	Construction of ECD classroom at Kapcholo&Kabor	Construction of ECD classroom at Kapcholo&Kabor	Lembus Central	Lembus kwen
177	Education	Construction of ECD classroom at Kokorwonin,Bondenin,Mlimani,Shauri,Kamelilo	Construction of ECD classroom at Kokorwonin,Bondenin,Mlimani,Shauri,Kamelilo	Ravine	Ravine
178	Education	Construction of ECD classroom at Kabiyet 2 classrooms, Kabitoi,Sogonin, Mosop, Benonin	Construction of ECD classroom at Kabiyet 2 classrooms, Kabitoi,Sogonin, Mosop, Benonin	Kabiyet	Ravine
179	Health services	Upgrade Kabiyet Health centre	Upgrade Kabiyet Health centre	Kabiyet	Ravine
180	Lands and Urban Development	Planning of Eldama ravine informal settlement	Surving and planning	Ravine	Ravine
181	Transport and Infrastructure	Upgrade Ravine town	Ravine drainage	Ravine	Ravine
182	Education	Construction of classrooms at Bondeni, Mlimani, Showground, Kokorwonin ECD's	Construction of classrooms at Bondeni, Mlimani, Showground, Kokorwonin ECD's		Ravine
183	Transport and Infrastructure	Establish floodlights/lighting at Kabiyet and Ravine	Establish floodlights/lighting at Kabiyet and Ravine	Kabiyet	Ravine
184	Water and Irrigation	Kabiyet water project-Intake	Construction of kabiyet water intake	Kabiyet	Ravine
185	Water and Irrigation	Narasura water project water intake	Construction of Narasura water intake	Kabiyet	Ravine
186	Lands and Urban Development	Purchase of land for Kabiyet ECD	Purchase of land for Kabiyet ECD	Kabiyet	Ravine
187	Lands and Urban Development	purchase of land for Public cemetry at Ravine	purchase of land for Public cemetry at Ravine	Ravine	Ravine
188	Transport and Infrastructure	Construction of Boda Boda shade at Sogonin	Construction of Boda Boda shade at Sogonin	Ravine	Ravine

189	Education	Construction of Kabiye and Sogonin ECD	Construction of classroom at Kabiye and Sogonin ECD	Kabiye	Ravine
190	Agriculture and Livestock	Provision of AI service and Vaccines	Purchase of AI Services and Vaccines	Kabiye	Ravine
191	Agriculture and Livestock	Livestock Improvement	Purchase of Dairy goats	Ravine	Ravine
192	Agriculture and Livestock	Bee keeping	Purchase of Beehives for organized groups	Ravine	Ravine
193	Youth,Sports and Social Development	Youth empowerment	Sports, paralympics,PLWD, fencing of showground	Ravine	Ravine
194	Transport and Infrastructure	Opening of new roads and drainage at Kabiye and Ravine	Opening of new roads and drainage at Kabiye and Ravine	Ravine	Ravine
195	Agriculture and Livestock	Repair and maintenance of cattle dips	Repair and maintenance of cattle dips	Ravine/Kabiye	Ravine
196	Trade,Industry,commerce,Enterprise and cooperatives development	Boda Boda organization grants	Provision of grants for Boda Boda group	Ravine	Ravine
197	Agriculture and Livestock	Provision of AI service and Acaricide	Subsidized AI Services and Acaricide	Wardwide	Koibatek
198	Agriculture and Livestock	Affruiion- Mangoes, Avocado,nd coffee for organized groups; Women, youth and PLWD's	Subsidized seedling trees-Mangoes,Avocado and Coffee	Wardwide	Koibatek
199	Water and Irrigation	Chemususu last mile	Water Distribution-piping	Wardwide	Koibatek
200	Water and Irrigation	Rehabilitation of Oljoro water pan	Desilting of water pan	Kiplombe	Koibatek
201	Water and Irrigation	Drilling and equipping of Posto Borehole	Drilling and Equipping of Posto Borehole	Kiplombe	Koibatek
202	Water and Irrigation	Reahabilitation of water pan-kaprana	Desilting of Kaprana water pan	Kiplombe	Koibatek
203	Education	Completion of ECD at Kapyemit, Tarokwonin, and Murkisis	Construction of classrooms	Koibatek	Koibatek
204	Health services	Renovation of Esageri and Solian health centre	Renovation of Esageri and Solian health centre	Koibatek	Koibatek
205	Health services	Equipping of Lobolos Lab Dispensary	Equipping of Lobolos Lab Dispensary	Koibatek	Koibatek
206	Health services	Construction of Nakurtakwei dispensary staff house	Construction of Nakurtakwei dispensary staff house	Koibatek	Koibatek
207	Environment and Natural Resources	Kanjulue Catchment	Protection and preservation of Kanjulue catchment	Kiplombe	Koibatek
208	Agriculture and Livestock	Livestock improvement	Purchase of Dairy cows	Wardwide	Lembus
209	Transport and Infrastructure	Road machinery	Purchase of Road Machinery	Wardwide	Lembus
210	Youth,Sports and Social Development	Capacity Building of youth	Training of youth on computer	Wardwide	Lembus
211	Water and Irrigation	Distribution of water	Water extension	Wardwide	Lembus
212	Transport and Infrastructure	Roads and machine maintenance	Grading of roads and repair maintenance	Wardwide	Lembus
213	Water and Irrigation	Distribution of water	Pipeline extension-Seguton,tinet,chemoson,Kapsigot	Tinet	Lembus
214	Youth,Sports and Social Development	Women empowerment	Purchase of a Brooder	Wardwide	Lembus
215	Water and Irrigation	Borehole drilling	Drilling of Tiripkatoi Borehole	Tiripkatoi	lembus
216	Agriculture and Livestock	Affruiion	Purchase of pyrethrum seedling	Wardwide	lembus
217	Health services	Tugumoi Dispensary	Completion & Equipping of Tugumoi Dispensary	Tugumoi	lembus

218	Water and Irrigation	Distribution of water	Pipeline extension-School & Dispensary	Tinet	lembus
219	Water and Irrigation	Distribution of water	Lastmile connectivity of water	Wardwide	lembus
220	Health services	Saos & Kibias Dispensary	Completion of Maternity and fencing	Saos/Kibias	Lembus/Perkerra
221	Health services	Sagat Dispensary	Completion of Maternity and fencing	Kabimoi/Orongoi	Lembus/Perkerra
222	Education	Chepness ECD	Construction of Classroom at Chepness ECD	Kabimoi	Lembus/Perkerra
223	Education	Kabimoi Polytechnic	Equipping of Kabimoi polytechnic	Kabimoi	Lembus/Perkerra
224	Health services	Simotwet Dispensary	Construction of Staff houses	Perkerra	Lembus/Perkerra
225	Education	Mochongoi Pry school-ECD	Construction of classrooms at Mochongoi	Perkerra	Lembus/Perkerra
226	Water and Irrigation	Construction of Simotwe water tank	Construction of masonry tank and pipeline extension	Tiniok	Lembus/Perkerra
227	Water and Irrigation	Mochongoi Water project	Completion of ongoing project	Perkerra	Lembus/Perkerra
228	Water and Irrigation	Kasoioyo water project	Purchase of pipes for Pipeline extension	Kabimoi	Lembus/Perkerra
229	Water and Irrigation	Kapchepkuony water tank and piping	Construction of Kapchepkuony masonry tank and piping	Perkerra	Lembus/Perkerra
230	Agriculture and Livestock	Kaplolburat cattle dip	Purchase of Acaracides and reduce volume of water	Kibias	Lembus/Perkerra
231	Agriculture and Livestock	Kimamoi Cattle dip	Purchase of Acaracides	Kabimoi	Lembus/Perkerra
232	Agriculture and Livestock	Mochongoi cattle dip	Purchase of Acaracides	Perkerra	Lembus/Perkerra
233	Water and Irrigation	Kaimoi water project	Purchase of pipes of lower part	Perkerra	Lembus/Perkerra
234	Transport and Infrastructure	Toplen-Apoketin roads	Road openning and grading	Silale	Silale
235	Transport and Infrastructure	Pkaghit-Mendera road	Road openning and grading	Silale	Silale
236	Transport and Infrastructure	Riongo-Cheptuyun-Kanyakera road	Road openning and grading and dozer work	Naudo	Silale
237	Transport and Infrastructure	footbridge	construction of footbridge	Natan	Silale
238	Transport and Infrastructure	Naudo-kela-Tuwei road	opening a new road	Naudo	Silale
239	Transport and Infrastructure	Nginyang-PAG road	construction of culverts	Nakoko	Silale
240	Water and Irrigation	Teut-Natan water piping	construction and piping of water tank	Natan	Silale
241	Water and Irrigation	Nakoko borehole, water tank and piping	Erecting water tank and piping water from Nakoko-Napeikore	Nakoko	Silale
242	Water and Irrigation	Katele pandam	desilting of the waterpan	Katele	Silale
243	Education	Pkaghit Ecd	construction of classroom,toilet,store,office	Naudo	Silale
244	Education	Toplen,Lokaukan,Natan,Orusion,Kitaiem,Sangakai ECD	Purchase of furnitures, and construction of toilets	Silale	Silale
245	Education	Sikin,Kangoria, and Awiamo Ecd	construction of classroom and toilets	Naudo	Silale
246	Devolution and Administration	Silale ward Office	fencing,equipment,toilet construction	Naudo	Silale
247	Lands and Urban Development	Town demacation	Riongo,Akwichatis,Naudo,Cheptunoyo town demacation	Silale	Silale
248	Health services	Riongo,Nakoko,Akwichatis,Toplen Dispensary	Purchase of laboratory equipments,Generals repairs,fencings and solars,repairs	Silale	Silale

249	Health services	Natan dispensary	construction of facility	Kapedo East	Silale
250	Education	Kulol,kampii,Ngeleyo,Lowoya Ecd	construction of one classroom,toilets and equipping	Tirioko	Tirioko
251	Water and Irrigation	Piping of ngoron,ptikii,kapunyany,chepkirial and chemayes borehole	pipng to schools,centre and other institutions	Tirioko	Tirioko
252	Water and Irrigation	chepkirial and chemayes borehole	Drilling and Equipping	Tirioko	Tirioko
253	Water and Irrigation	Okup waterpan	construction of waterpan	Ngoron	Tirioko
254	Transport and Infrastructure	Ngoron-ptikii-Kamsino road	murraming	Ngoron	Tirioko
255	Transport and Infrastructure	Patipat-Kapau-Kongor road	Dozer and grading	Akoret	Tirioko
256	Transport and Infrastructure	Ameyan-Napur road	Dozer and grading	Kapau	Tirioko
257	Lands and Urban Development	Kamsino,ngoron,kapunyany and Korelach centre	town planning	Tirioko	Tirioko
258	Devolution and Administration	Tirioko ward office	Equipping,fencing and construction of toilets	Ngoron	Tirioko
259	Health services	Kamurio dispensary	construction of dispensary	Kapau	Tirioko
260	Education	Ptikii Ecd toilet	construction of toilet	Ngoron	Tirioko
261	Trade,Industry,commerce,Enterprise and cooperatives development	Cooperative societies	youth and women empowerment	Tirioko	Tirioko
262	Agriculture and Livestock	Purchase of Tractor	purchase of tractor	Wardwide	Tirioko
263	Health services	Chesakam dispensary	construction of new dispensary	chesakam	Ribkwo
264	Transport and Infrastructure	Kasakaram-kaos-malangmoyos road	grading and marruming of roads	Kapedo West	Ribkwo
265	Transport and Infrastructure	Chemsik-Kapengat-Donge road	opening of the road	Chemolin got	Ribkwo
266	Transport and Infrastructure	Ptugen-Lochomil road	grading and marruming of roads	Seretion	Ribkwo
	Education	Construction of Seretion ECD	Construction of Seretion ECD and Equipping	Seretion	Ribkwo
267	Water and Irrigation	Maron water piping	pipng to school,dispensary and villages	Maron	Ribkwo
268	Water and Irrigation	Chepanda borehole	Drilling and Equipping	Chepanda	Ribkwo
269	Water and Irrigation	Alem water pan	construction of water pan	Maron	Ribkwo
270	Water and Irrigation	Cheptopokwo tank	purchase and piping to Silangwa and Kotoron	Nginyang west	Ribkwo
271	Water and Irrigation	Lomasiniko water pan	construction of water pan	Nginyang west	Ribkwo
272	Water and Irrigation	Toporerwo waterpan	construction of water pan	chesakam	Ribkwo
273	Water and Irrigation	Donge borehole	Drilling and Equipping	Chemolin got	Ribkwo
274	Water and Irrigation	Mukur waterpan	disilting	Chemolin got	Ribkwo
275	Water and Irrigation	Kamusuk tank	purchase of alluminim tank and piping	Kositei	Ribkwo
276	Lands and Urban Development	Chemolingot town planning	demarcation and planning	Nginyang west	Ribkwo
277	Environment and Natural Resources	Kotoron/Chemolingot soil conservation	soil conservation	Nginyang west	Ribkwo
278	Environment and Natural Resources	Seretion soil conservation	soil conservation	Seretion	Ribkwo
279	Agriculture and Livestock	livestock vaccination	vaccination	wardwide	Ribkwo
280	Health services	Keriwok dispensary staff house	construction of staff house	Komolion	Tangulbe i
281	Health services	Lomuge dispensary	fencing and solar installation	Korossi	Tangulbe i

282	Health services	Tangulbei Sub county hospital	construction of male ward	Tangulbei	Tangulbei
283	Health services	Orus dispensary	construction of staffhouse,fencing and solar installation	Orus	Tangulbei
284	Water and Irrigation	Chepkalacha borehole	Drilling and Equipping	Korossi	Tangulbei
285	Water and Irrigation	Tangulbei town borehole	Drilling and Equipping	Tangulbei	Tangulbei
286	Transport and Infrastructure	Chepkalacha-powpon-Adomeyon road	construction of new road,dozer work	Korossi	Tangulbei
287	Transport and Infrastructure	Tangulbei-chepukat road	opening of new road and dozer work	Tangulbei	Tangulbei
288	Transport and Infrastructure	Siria-Makany road	opening of new road and dozer work	Orus	Tangulbei
289	Education	Ngoyomwo Ecd	construction of classroom and toilets	Korossi	Tangulbei
290	Education	Katungura Ecd	construction of classroom and toilets	Orus	Tangulbei
291	Devolution and Administration	Tangulbei ward office	construction of office,toilet and equipping	Tangulbei	Tangulbei
292	Water and Irrigation	Mosolion borehole	Drilling and Equipping	Chepkererat	Kolowa
293	Water and Irrigation	Kopeyon borehole	Drilling and Equipping	Kolowa	Kolowa
294	Devolution and Administration	Kolowa ICT Hub	construction of ICT Hub structure	Kolowa	Kolowa
295	Devolution and Administration	Kolowa ward administrator office	construction of ward administrator office and equipping	Kolowa	Kolowa
296	Agriculture and Livestock	ploughing tractor	purchase of tractor for farming for Kitopass cooperative	Barpelo	Kolowa
297	Lands and Urban Development	Town planning	Town planning and dermacation	Barpelo	Kolowa
298	Water and Irrigation	Slaa water pan	construction of waterpan	Loiwat	Kolowa
299	Water and Irrigation	Likwon waterpan	construction of water pan	Loiwat	Kolowa
300	Education	Kipnai Ecd	construction of classroom,toilet and equipping	Kipnai	Kolowa
301	Education	Motwo Ecd	construction of classroom,toilet and equipping	Chepkererat	Kolowa
302	Health services	Cheptaran dispensary	construction of wards,equiping,and fencing	Barpelo	Kolowa
303	Health services	Chepelion dispensary	construction of dispensary and staff house	Loiwat	Kolowa
304	Health services	Churo health center staff house	construction of staff house	Churo	Churo/A mayaya
305	Water and Irrigation	Kalacha borehole	Drilling and Equipping	Churo	Churo/A mayaya
306	Water and Irrigation	Nasur Borehole	Drilling and Equipping	Amaya	Churo/A mayaya
307	Water and Irrigation	Cheptangarmot borehole	Drilling and Equipping	Amaya	Churo/A mayaya
308	Water and Irrigation	Lemu waterpan	construction and fencing of waterpan	Kachilitwa	Churo/A mayaya
309	Water and Irrigation	Lorruk borehole	Drilling and Equipping	Kaptuya	Churo/A mayaya
310	Water and Irrigation	Cherumbo borehole	Drilling and Equipping	Kaptuya	Churo/A mayaya

311	Devolution and Administration	Churo ward office toilet and fencing	construction of toilets and fencing	Churo	Churo/A may
312	Transport and Infrastructure	slaa footbridge	construction of footbridge	Kachilitwa	Churo/A may
313	Transport and Infrastructure	Kachilitwa-slaa-lemu roads	Dozer and grading	kachilitwa	Churo/A may
314	Agriculture and Livestock	livestock upgrading	purchase of sahiwal bulls,Galla goats and Doba	Kaptuya	Churo/A may
315	Agriculture and Livestock	Nasur cattle dip	construction of cattle dip	Amaya	Churo/A may
316	Health services	Loruk health centre maternity and Laboratory	equipping maternity and laboratory	Loruk	Loyamorok
317	Health services	Nginyang health centre	construction of general ward	Loyamork	Loyamorok
318	Health services	chemoril dispensary	construction of general ward	Paka	Loyamorok
319	Health services	Adomeyon dispensary	construction of staff house	Paka	Loyamorok
320	Education	construction of toilets at 13 ECD	Construction of toilets in 13 Ecd schools	Wardwide	Loyamorok
321	Education	purchase of furnitures of 16 ECD schools	purchase and delivery of furnitures to 16 Ecd schools	Wardwide	Loyamorok
322	Water and Irrigation	Chemunyan water pan	construction of water pan	Paka	Loyamorok
323	Water and Irrigation	Pipe extension from Atirai-Tuwot 7kms	piing extension and waterkiosk	Paka	Loyamorok
324	Water and Irrigation	Lokei water pan	construction of water pan	paka	Loyamorok
325	Water and Irrigation	Cheparkeno-water extension	piping extension of 3kms	Loyamork	Loyamorok
326	Transport and Infrastructure	Merkalei-Chemoril road	grading and clearing (manual)	Paka	Loyamorok
327	Transport and Infrastructure	Nginyang-PAG box culvert	construction of culverts	Loyamork	Loyamorok
328	Lands and Urban Development	Town planning	town planning of chepilat and chesirimion	Loyamork	Loyamorok
329	Devolution and Administration	Bartabwa ward office construction and equipping	construction and equping of administrator office	Ngorira	Bartabwa
330	Trade,Industry,commerce,Enterprise and cooperatives development	Boda Boda shades in Bartabwa and Toboroi	Construction of bodaboda shades	Ngorira	Bartabwa
331	Trade,Industry,commerce,Enterprise and cooperatives development	Barbarchun market stalls	fencing and c masonry tank and face lifting	Kaboskei	Bartabwa
332	Lands and Urban Development	Lands adjudication of sections	land dermacation	Wardwide	Bartabwa
333	Transport and Infrastructure	dozer fuel and metanance	machine matenance	Wardwide	Bartabwa
334	Agriculture and Livestock	Corperatives development for Tieson/kineko and Moigutwo corperatives	Empowerment	Wardwide	Bartabwa
335	Transport and Infrastructure	fuel for dozzier	purchase fuel for existng dozzer	Wardwide	Saimo Kipsaraman
336	Youth,Sports and Social Development	empowerment of youth,women and PWDs	allocation funds for empowerment	Wardwide	Saimo Kipsaraman
337	Youth,Sports and Social Development	sponsors talents/sports	sponsor existing teams	Wardwide	Saimo Kipsaraman

338	Agriculture and Livestock	purchase of coffee seeds/fingerlinks	empower farmers by purchase of coffee, fishpond, fingerlings, macadamia, dairy goats, chicks and dopa	Wardwide	Saimo Kipsaraman
339	Education	Boin, Kumugul, Kapchepkisa, R ebeko Ecd	construction of Ecd classroom	Wardwide	Saimo Kipsaraman
340	Water and Irrigation	Kamotiony, Kasesya, kasok, boin water projects	borehole and intake	Ayeibo	Saimo Kipsaraman
341	Health services	Poi, Kasisit, Bartolimo and Tirimionin dispensaries	construction and equipping of maternity and dispensary	Wardwide	Saimo Kipsaraman
342	Trade, Industry, commerce, Enterprise and cooperatives development	Kasisit, Tirimionin, and Ayebo bodaboda shades	Construction of bodaboda shades	Saimo	Saimo Kipsaraman
343	Agriculture and Livestock	upgrading livestock	upgrading of livestock	Wardwide	Saimo Soi
344	Transport and Infrastructure	fuel for machinery	fuel for machinery	Wardwide	Saimo Soi
345	Youth, Sports and Social Development	empowerment	provision of empowerment funds	Wardwide	Saimo Soi
346	Water and Irrigation	kwenichun water project	construction of waterpan	Bartum	Saimo Soi
347	Water and Irrigation	Kolongotwa waterpan project	repair of waterpan	Sibilo	Saimo Soi
348	Water and Irrigation	chepkerelyon water project	installation of solar pumps and fencing	Berum	Saimo Soi
349	Water and Irrigation	Kabaraina borehole	drilling and equipping of borehole	Sibilo	Saimo Soi
350	Water and Irrigation	Chepbesmet dam	construction of new chepbesmet dam	Berketien	Saimo Soi
351	Water and Irrigation	Tibingor borehole	completion of water borehole	Sibilo	Saimo Soi
352	Transport and Infrastructure	Kiosk/Barketiew-yatia road	Grading ,culverts,slaps	Barketiew	Saimo Soi
353	Transport and Infrastructure	Tumkoi-Arusin/Kapkules-Kagir	grading and murraming	Wardwide	Saimo Soi
354	Transport and Infrastructure	Loruk-Ngaratuko road	grading and murraming	sibilo	Saimo Soi
355	Transport and Infrastructure	Kapkules-koroto road	dozing and grading	Bartum	Saimo Soi
356	Transport and Infrastructure	Kiperaman-Rondinin-cheseken-sibilo road	grading and murraming	Sibilo	Saimo Soi
357	Transport and Infrastructure	Sibilo-Rodinin-karimo/berketien	grading and murraming	Sibilo	Saimo Soi
358	Education	Loruk ,Koibowore and Chesekem Ecd	construction of 2 new classroom	Sibilo	Saimo Soi
359	Education	Tabarin ,Baramares, and Tibingor Ecd	completion of 3 ecd	Bartum	saimo soi
360	Education	Kipcherere Ecd	construction of one classroom	Bartum	Saimo Soi
361	Education	Ossen, Kapkomon ,Kaptum and Tormet Ecd	construction of classroom, toilets, equipping, and hand wash	Ossen/Kaptum	Kabarton jo
362	Education	Ngeiwan Ecd centre	construction of twin classrooms and equipping and toilets and water points	ossen	Kabarton jo
363	Health services	Kapkitony dispensary	completion of dispensary	ossen	Kabarton jo

364	Agriculture and Livestock	Kaimogoi cattle dip	completion of cattle dip	Kaimogoi	Kabarton jo
365	Agriculture and Livestock	coffee and Macademia seedlings	purchase of coffee and Macademia seedlings	wardwide	Kabarton jo
366	Water and Irrigation	Kalel water project	pipng and extension of water	ossen	Kabarton jo
367	Water and Irrigation	Kaptumin water tank	construction of water tank and pipe extension to root	Keiyo	Kabarton jo
368	Water and Irrigation	Bebo yard water project	pipng and extension of water	Tinondonin	Kabarton jo
369	Water and Irrigation	Kureshon/Kaplumbei water tank	maintainance and repair	Keiyo	Kabarton jo
370	Transport and Infrastructure	Kaptum-sharwen-Kingoi road	grading and murraming	Kaptum	Kabarton jo
371	Transport and Infrastructure	Ossen junction Flashlights	installation of flashlights at ossen junction	Ossen	Kabarton jo
372	Transport and Infrastructure	Kaptero-Toiwon road	construction of culverts	Ossen	Kabarton jo
373	Transport and Infrastructure	Kalei-Nyoker road	openning,grading ,dozer and murraming	ossen	Kabarton jo
374	Transport and Infrastructure	Fuel for machinery	purchase for fuel	wardwide	Kabarton jo
375	Transport and Infrastructure	Kibuton-Kibargwe-simbaran-kichunguru road	openning,grading and murraming	Sumeyon	Kabarton jo
376	Transport and Infrastructure	Sumeyon-Sumit road	openning,grading and murraming	Katorin	Kabarton jo
377	Transport and Infrastructure	Sumeyon-Teregoi road	openning,grading and murraming	Someyon	Kabarton jo
378	Transport and Infrastructure	Sosiontonin-Cheptarom road	dozer,openning,grading,and muraming	Katorin	Kabarton jo
379	Transport and Infrastructure	Kalawan-Yotechun road	dozer,grading and murraming	Keiyo	Kabarton jo
380	Health services	Bosei health services	Equiping the martenity to operational, and construction of laboratory	Kelyo	Kabarton jo
381	Youth,Sports and Social Development	Youth and women empowerment	Tree nursery empowerment	Keiyo	Kabarton jo
382	Transport and Infrastructure	Kuikui-Chesangich road	Dozing,grading and culvating	Kaboskei	Barwessa
383	Education	Cheptinachuch ,Sitein and Kapngeny Ecd	construction of classroom and equiping	Lawan/Kabutiei	Barwessa
384	Water and Irrigation	Maramar Borehole	drilling and equiping of borehole	Kaboskei	Barwessa
385	Lands and Urban Development	Kapluk,Muchukwo,Katibel,Keturwo and Barwessa physical planning	survey work and planning	Kabutiei/Lawan	Barwessa
386	Trade,Industry,commerce,Enterprise and cooperatives development	Barwessa sale yard/garden square fencing	Boundary fencing	Lawan	Barwessa
387	Devolution and Administration	Barwessa ward office	Equiping,rehabilitation and fencing	Lawan	Barwessa
388	Youth,Sports and Social Development	Women empowerment	Support Income generating Activities	Wardwide	Barwessa

## **Annex II: Memorandum from Special Interests**

### **1. Memorandum by Tangulbei/Korossi Ward on Annual Development Plan For FY 2022/2023**

- i. Drilling and equipping of Tangulbei Town borehole - 5M
- ii. Construction of Napeikore Pan Dam - 3M
- iii. Tangulbei Sub-County Hospital -Supply of treatment equipment -2M
- iv. Construction of Tukumon Pan Dam -3m

### **2. Memorandum by Baringo County PWDs Network on Annual Development Plan FY 2022/2023 Budget Estimates**

- i. Increase allocation for NHIF scheme for PWDs
- ii. Agriculture, livestock & Fisheries – one day chick, dairy Goats, bee hives, Galla Goats
- iii. Consider allocating 15Million allocation grants to PWDs and Elderly social protection fund
- iv. County Government of Baringo to Consider progressive Increase to drugs allocation as part of improving service delivery to PWDSs
- v. Increase empowerment allocation for PWDs progressively
- vi. Allocation to drugs increased since drugs shortage is experience in most of health facilities attributed to increased population.
- vii. The County expedite the disbursement of cash transfer and NHIF scheme funds to improve service delivery to PWDs
- viii. Department of Livestock and Agriculture to consider Groups from PWDs in the distribution one day chick, dairy Goats, bee hives, Galla Goats County wide.

### **3. Memorandum by Kabartonjo Ward on Annual Development Plan For FY 2022/2023**

- i. Purchase of a diesel water pump engine for Kapkai water project. ( 3 Lister generator)
- ii. County government to consider operationalization of Root dispensary
- iii. More allocation to youth and women and men for purchase of coffee seedlings, Macadamia and avocado.
- iv. Beeboyard was allocated one million for construction of intake and piping but that allocation is not enough it needs more funding to finish the projects.
- v. Root-Releng Road – Incomplete and stalled

#### **4. Memorandum On FY 2022/2023 ADP Submitted By Kabarnet Ward (Kabarnet Mosop)**

- i. Opening of feeder roads with Kaptimbor Estate, Chepkesin, Kampi Jeshi and Kapkokorwo villages to ease movement within and access to services
- ii. Increase of youth fund from 1.9 million to 5 million to create job opportunities
- iii. To allocation funds to maintenance of street lights within municipality and its environs to beef up security and other crimes Transport & Infrastructure department
- iv. Construction of Kaptimbor market Centre and fencing to improve trade in the area
- v. Construction of public 2 toilets at Kaptimbor Market plot and car wash site to promote source of employment to youth and hygiene with consideration of PWDs
- vi. Boda boda shades and street light at Kaptimbor and Kator areas
- vii. Bondeni street lights and road network
- viii. Seguton water tank piping
- ix. Kabarnet ward CHVs facilitation to improve service delivery at lowest community units
- x. Kaptimbor dispensary upgrading and construction ward complex to de-congest the referral hospital
- xi. Construction of more stalls in town to serve youth, women and PWDs
- xii. Erection of street lights at town, Kaptimbor, Rehabilitation and Kapkokorwo estates
- xiii. Social protection - Empowerment of PWDs through dairy cows, goats, car wash machines, capacity building workshops, poultry/ bee keeping saloon equipments, welding machines and stipend support to vulnerable groups
- xiv. Purchase of trolleys/saloon equipment to youth and women groups to create self-employment among them
- xv. Equip vocation training Centres and support learners after completion of training
- xvi. Extension of Ketindui - Chepkelion to villages targeting 200 pipes 1 inch 3M
- xvii. Marram and drainage system of Kapkokorwo road
- xviii. Construction completion and equipping of Kabarnet sewerage system
- xix. Urgent purchase of land for liquid waste disposal and management within the town
- xx. Purchase of high-capacity pump for pumping water 50mm cubic for Kator Emgos water project to increase access in 2 wards of Kabarnet and Kapropita

#### **Recommendations**

We do recommend that the County Treasury to consider priorities that uplift the vulnerable groups and of great impacts to the economy of the community.

## **5. Memorandum From Ilchamus Ward On Annual Development Plan For FY 2022/2023 Ngambo Location Priorities**

- i. Construction of new dispensary at Eldepe
- ii. Purchase of water pipes and water pumps – to support small scale irrigation
- iii. Construction of ECDE classroom at Ngambo

## **Ilgarua Location Priorities**

- i. Ilgarua centre planning
- ii. Construction of Ilgarua health centre lab
- iii. Construction of Ilgarua primary school
- iv. Construction of longewan dispensary dispensary staff house

## **Ilchamus Location Priorities**

- i. Lororo Centren Survey and planning
- ii. Fencing of Eldume dispensary
- iii. Eldume cultural centre renovation
- iv. Construction of Kailer dispensary staff house

## **Salabani Locations Priorities**

- i. Ilchamus Cultural centre renovation
- ii. Construction of ECDE Salabani
- iii. Allocation to dozer fuel to facilitate opening up of access roads in entire ward

## **Justification to above priorities**

- a) Construction of staff houses in health facilities shall improve access to emergency services during night hours.
- b) Construction of ECDE classrooms will improve learning environment among learns in the above mention
- c) Fuel allocation will facilitate opening of rural access roads through operationalization which benefited from FY 2021/22 ward allocation.

## **6. Memorandum On The County Annual Development Plan 2022/23 By Baringo County Civil Society Organizations Forum Priorities**

Going by the social indicators, BACSOFF still holds the view that priority sectors for Baringo County should be Water, Health and Agriculture and Livestock Sectors in that order.

### **Justification:**

Access to clean, safe and adequate water is a human right guaranteed in our constitution of Kenya 2010. There is a close link between water and economic growth of the county whereby, inadequate water is a barrier to sustainable socio-economic development.

### **Justification for Health:**

On health, Baringo falls in the 36th position nationwide with 73% of births recorded in the last 5 years taking place in a health facility. Other critical health indicators such as immunization coverage remain lower than the national average.

While the Previous allocations to drugs and non-pharmaceuticals have been increasing ( e.g. 173 M was allocated for medical drugs in 2021/22) , it's still far below the annual commodity requirement of Ksh. 450 M as per the scientific quantification conducted by the Department of Health Services in 2017. Thus, shortage of drugs and non-pharmaceuticals in health facilities has been persistent.

The Situation of COVID-19 in Kenya requires investment in prevention and case management mechanisms including: Water and sanitation facilities, Personal Protective Equipment and equipping of isolation and treatment centres, especially ICU facilities.

### **Disaster Management and Climate Change:**

In the recent past, Baringo County has been rocked by natural disasters – Drought, Floods and Malaria which have impacted negatively on the livelihoods of the residents of Baringo. COVID-19 adds to this list. Hence, BACSOFF recommends as follows:

- Baringo County should improve Disaster Management with the ultimate goal of eliminating the disaster risks and building resilient communities. Interventions should be based on the Baringo County disaster map i.e. Drought, Outbreak of Livestock Diseases, Human Diseases and Human Conflict.
- Baringo County should Establish and resource Baringo Climate Change Mitigation Strategy. The strategy should aim at addressing key accelerators of climate change including increasing forest cover, conservation of wetlands and other water catchments and promotion of climate smart livelihoods. At least 5% of the County Budget should be allocated to climate change mitigation.
- In light of the impact of the disasters on the national, county and household economies, the county government should consider implementing a well-thought out economic stimulus program that also includes a focus on vulnerable members of the society e.g. increasing allocation to loans, grants and subsidies for youth, women and PWDs. Existing social protection schemes could be bolstered through training, skills development and mentorship.
- Investment in Agriculture and Livestock sector should focus on climate-smart interventions to build community resilience- pasture establishment, livestock breed improvement and drought resistant crops.

## **7. Memorandum by Nubian Community on Annual Development Plan FY 2022/2023 Key Priorities**

- i. Opening of roads in Milimani
- ii. The County Government to consider proper drainage in the Nubian and other villages within the town area (Additional funds)
- iii. Move additional funds to floodlights
- iv. Increase more fund toward bursaries
- v. Allocate some fund to equip Koibatek, Mlimani and Shauri ECD's
- vi. Allocate more fund for changing the electric pole from the roads
- vii. Allocate fund for Boda-boda shade in Nubian village.

## **8. Memorandum by Kisanana Ward on Annual Development Plan FY 2022/2023 Budget Estimates Key Priorities**

- i. Completion of all started and ongoing projects within our ward
- ii. There are projects which were started by the first government and not completed till now it is our prayer as residents that these projects are factor in as we move forward
- iii. The issue of cash transfer is also seen as a problem in this county and this is shown by how slow our development is a cross Baringo is done thus we suggest that Executive to enhance absorption of funds to avoid this.

## **Recommendation**

- i. Kisanana ward is very robust there is need of doing projects that are cutting across the locations so that it enhances effectiveness.
- ii. Timeliness for completion of projects are a nightmare since we have not seen it effective at all
- iii. M&E budgets should also be taken into consideration to fast-track project implementation